

Context & Methodology

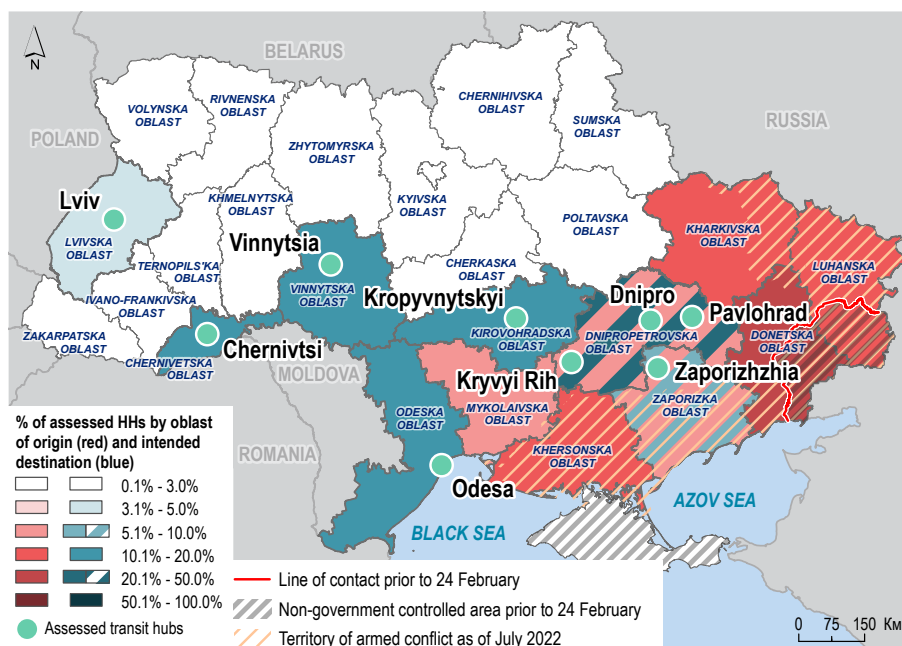
Since Russia's full-scale invasion in February 2022, an estimated 6,975,000 persons remain internally displaced in Ukraine, and an additional 6,013,000 are estimated to have been displaced and returned to their place of habitual residence, as of 30 August 2022.¹ In eastern Ukraine, an increase in hostilities and security concerns prompted a mandatory evacuation order for civilians within the Donetsk region on 30 July 2022, further impacting displacement.² To inform the humanitarian response on the ongoing displacement in Ukraine, REACH conducted **Round 3** of the Arrival and Transit Monitoring household survey between **25 July and 5 August 2022**. REACH enumerators interviewed households (HHs) arriving and transiting through 9 IDP transit hubs across Ukraine: **Lviv, Chernivtsi, Vinnytsia, Odesa, Kropyvnytskyi, Kryvyi Rih, Dnipro, Zaporizhzhia and Pavlohrad**. Interviews were conducted at transit centres, collective sites, administrative and humanitarian centres. In total, **2,797 household interviews** were completed. REACH's survey does not capture all arrivals and transits at each transit hub, but rather a purposive sample of IDPs. Therefore, findings should be considered as **indicative** and whenever possible, data has been triangulated with secondary data sources. Lastly, page 12 presents an **analysis on changes in IDP movements** comparing REACH's Arrival and Transit Monitoring data collected in Rounds 1, 2, and 3 of the assessment, covering the period May-August 2022.

	Lviv	Chernivtsi	Vinnytsia	Odesa	Kropyvnytskyi	Kryvyi Rih	Dnipro	Zaporizhzhia	Pavlohrad
# of assessed HHs	309	299	309	308	335	312	311	316	298

Key Findings

- A large proportion of assessed HHs originated from **Donetska, Khersonska, Luhanska and Kharkivska**. The most commonly reported **push factors** include **security concerns** in their settlement of origin.
- Most assessed HHs remained in Ukraine**. Common destinations were the interview locations of **Kropyvnytskyi, Odesa, Dnipro and Vinnytsia**, indicating that HHs had settled in these locations. **Pull factors** included the presence of family/friends, perception of safety, and proximity to area of origin.
- Lviv and Zaporizhzhia** reported the most **recent arrivals**,³ as transit locations for IDPs moving onward.
- In most locations, HHs depended on **humanitarian aid** and **government social assistance**. In **Lviv**, most HHs relied on employment income, whereas 42% of HHs in **Zaporizhzhia** reported no income.
- 78%** of assessed HHs reported that **at least one HH member had a vulnerability**, most commonly children (0-17 yrs) and older persons (65+ yrs).
- From R1 to R3 of REACH data collection (late May to early August), **moderate changes in IDP movements have occurred** (p. 12), including an increase in IDPs leaving the **Kherson** area and a decrease in IDP returns.

Map 1: Areas of origin and intended destination reported by assessed HHs interviewed at transit hubs (25 July - 5 August 2022)



General Arrival and Transit Trends

Types of Intended Movement

Movement within Ukraine:	2,468	88%
Outbound from Ukraine:	198	7%
Current Returns to Area of Origin:	57	2%
Don't know:	74	3%



Month when Household was First Displaced

February-April	May	June	July	August (from 1-5 August)
1,607 (57%)	362 (13%)	198 (7%)	560 (20%)	62 (2%)

Of those HHs first displaced in February-April, **60%** stayed in two or more settlements for at least one night prior to arriving at the transit hub

Top 6 Areas of Origin by Oblast of First Displacement

Total number of assessed HHs:

Donetska	31%
Khersonska	15%
Luhanska	15%
Kharkivska	12%
Zaporizhzhia	10%
Mykolaivska	7%

Top 6 Intended Destinations by Oblast⁴

Total number of assessed HHs:

Dnipropetrovska	33%
Kirovohradska	13%
Odeska	12%
Vinnytska	12%
Chernivetska	11%
Zaporizhzhia	6%

Gender of the Respondent

Female:	2,054	73%
Male:	743	27%



Head of Household⁵

Female Head:	1,022	37%
Male Head:	1,174	42%
Dual Headed: (female and male)	599	21%

14% of heads of HHs reported not being the head of HH prior to displacement



Vulnerabilities

78% of total assessed HHs reported that at least one member of the HH had a vulnerability, including:

Children 0 to 5 years	17%
Children 6 to 17 years	43%
Unaccompanied children ⁶	0% (n=8)
Older persons 65+ years	30%
Pregnant and lactating women	4%
Persons with disabilities	12%
Persons with chronic illnesses	15%

¹ International Organization for Migration (IOM). [General Population Survey, Round 8 \(17 - 23 August 2022\)](#). 30 August 2022

² BBC. [Ukraine War: Zelensky orders civilians to evacuate Donetsk region](#). 31 July 2022

³ "Recent arrivals" refer to households that arrived to the transit hub during the two-week period of data collection (25 July to 5 August)

⁴ Due to the high number of HHs arriving, data concerning oblasts of intended destination may be over-represented. Three of the arrival and transit points (Kryvyi Rih, Dnipro and Pavlohrad) are within Dnipropetrovska and interview locations are within six of the top six oblasts.

⁵ The head of household is the person who makes the main decisions and currently lives with the household

⁶ An unaccompanied child is a child from 0 to 17 years old that is travelling without the presence of a parent and/or legal guardian

General Arrival and Transit Trends - Continued

Top 3 reported reasons for leaving area of origin⁷

	HHs	%
Shelling in/near my settlement	1,496	53%
Threat to personal/ family safety	1,252	45%
Active conflict in my settlement	882	32%

Top 3 reported reasons for choosing intended destination by gender of the respondent⁷

Female Respondents			Male Respondents		
I have family/ friends at this location	29%	1	24%	I have family/ friends at this location	
Perception of safety	15%	2	15%	Perception of safety	
Close to area of origin	12%	3	17%	Access to accommodation	

Displacement Trends by Transit Hub

Disaggregation of collected data by transit hubs illustrates a **diversity in displacement trends across assessed transit hubs**. Table 1 shows that **recent IDP arrivals are concentrated in Lviv and Zaporizhzhia**, followed by Kryvyi Rih and Kropyvnytskyi. REACH data in Lviv shows an increase in recent arrivals through regional movements in western oblasts of Lvivska, Zakarpatska and Ivano-Frankivska, as well as pendular cross-border movements (see map 3, page 3). Conflict escalation in eastern settlements led to an increase in recently arrived HHs in Zaporizhzhia with Skelky and Vasylivka as primary settlements of transit out of occupied territories (see map 9, page 10). In **Chernivtsi, Vinnytsia, Dnipro and Pavlohrad**, over 60% of IDPs arrived during the first months of the war (February-April), indicating that in these locations many IDPs have settled for at least four months. Finally, **Kryvyi Rih** has experienced a constant flow of IDP arrivals, suggesting a diversity of IDP humanitarian situations.

Table 1. % of assessed HHs reporting arrival date at interview location per month.

	February - April	May	June	July	Recently Arrived (25 July to 5 August)
Lviv	24% (n=75)	23% (n=70)	16% (n=48)	5% (n=14)	33% (n=102)
Chernivtsi	65% (n=193)	8% (n=24)	9% (n=26)	10% (n=29)	9% (n=27)
Vinnytsia	61% (n=189)	21% (n=65)	10% (n=30)	6% (n=20)	2% (n=5)
Odesa	55% (n=168)	10% (n=32)	15% (n=45)	14% (n=42)	6% (n=17)
Kropyvnytskyi	59% (n=199)	8% (n=28)	10% (n=32)	13% (n=45)	9% (n=30)
Kryvyi Rih	26% (n=81)	21% (n=64)	19% (n=58)	24% (n=74)	11% (n=35)
Dnipro	66% (n=204)	9% (n=28)	8% (n=25)	12% (n=37)	5% (n=15)
Zaporizhzhia	13% (n=41)	4% (n=12)	2% (n=5)	11% (n=35)	71% (n=223)
Pavlohrad	60% (n=179)	19% (n=57)	10% (n=29)	10% (n=30)	1% (n=3)

Push Factors and Return Intentions

Lviv and **Zaporizhzhia** are primarily **transit locations** for IDPs, as **69%** and **49%** of assessed HHs respectively reported their intention to travel onwards. **Public transport** was the most reported mode of transportation to Lviv and Zaporizhzhia, including commercial train (**33%**) and bus (**33%**). In other settlements, assessed HHs appeared more settled. In **Kropyvnytskyi (98%)** and **Chernivtsi (97%)**, the majority of assessed HHs reported the interview location as their destination.

Frequently cited **push factors** for displacement pertain to **security concerns**. Thus, **HH decision-making has been heavily dependent on the status of the ongoing war**, although some variation also arose across transit hubs. Assessed HHs arriving in **Zaporizhzhia (43%)**, **Lviv (42%)**, **Kropyvnytskyi (29%)**, and **Odesa (26%)** reported intending to stay **until the war is over**, suggesting a longer intention to stay. Instead, assessed HHs in **Vinnytsia (38%)** and **Chernivtsi (38%)** indicated their intention to stay **until conflict in their area of origin ceased**. Assessed HHs in **Dnipro (37%)** placed stronger emphasis on remaining at their intended destination until their areas of origin are **de-occupied**. The mandatory order to evacuate from the Donetsk region could be a contributing factor.⁸ **Over 50%** of assessed HHs, mostly from conflict-affected areas, are choosing to stay in Dnipro because of its proximity to their areas of origin.

In all assessed transit hubs, **under 10%** of respondents reported their **intention not to return** to their place of habitual residence in the future, while **11%** reported that they do not know. However, only **2%** of HHs were making a return journey when interviewed, suggesting that protracted conflict could be deterring early returns. HHs interviewed in **Pavlohrad** were less certain. Despite Pavlohrad having the lowest number of recent arrivals, **38%** of HHs do not know how long they intend to stay.

Accommodation

Reported accommodations suggest that many assessed HHs are settled at their intended destinations. In **Kropyvnytskyi (74%)**, **Dnipro (64%)**, **Odesa (66%)**, **Chernivtsi (60%)**, **Lviv (56%)**, **Kryvyi Rih (55%)**, and **Vinnytsia (40%)**, assessed HHs reported **renting an accommodation**, amidst increasing rental prices in Ukraine.⁹ Just over half of respondents intending to stay in **Zaporizhzhia (53%)** reported staying with family and/or friends. In **Pavlohrad (16%)** and **Kryvyi Rih (15%)** assessed HHs reported staying in **collective centers**, in line with the higher occupancy rates of IDP collective sites reported within Dnipropetrovska.¹⁰ Conversely, **37%** of assessed HHs intending to stay in **Pavlohrad** do not know where they will stay. Of those HHs, **66%** are travelling with an older person (65+ years), person with a disability and/or a person with a chronic illness.

Source of Income

Due to loss of livelihoods and income,¹¹ a large proportion of displaced HHs rely on income in forms of assistance. **Humanitarian aid** was the most commonly reported source of income by assessed HHs in **Odesa (97%)**, **Kryvyi Rih (89%)** and **Chernivtsi (55%)**. The vast majority of respondents in **Vinnytsia (87%)**, **Pavlohrad (85%)**, **Kropyvnytskyi (80%)**, and **Dnipro (78%)**, reported relying on **government social assistance**. Indeed, government social assistance has become accessible for IDPs without a passport.¹² However, in more stable western areas such as **Lviv**, where IDPs have sought support at employment centers since the beginning of the war,¹³ **62%** of assessed HHs reported salary from **employment** as a source of income. Conversely, just under half of assessed HHs in **Zaporizhzhia (42%)** reported **no income**. These HHs primarily arrived in July and August. The most commonly reported source of income by HHs in Zaporizhzhia was government social assistance (**33%**).

⁷ HHs had multiple answer options (total may be >100%)

⁸ BBC. *Ukraine War: Zelensky orders civilians to evacuate Donetsk region*. 31 July 2022

⁹ REACH. *Ukraine Joint Market Monitoring Initiative: Round 4*. July 2022

¹⁰ REACH. *Ukraine Collective Site Monitoring: Round 2*. July 2022

¹¹ International Organization for Migration (IOM). *General Population Survey, Round 7 (17 - 23 July 2022)*. 30 July 2022

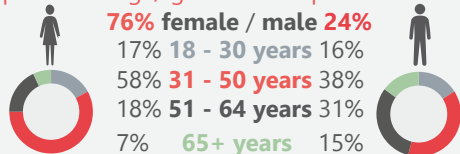
¹² [English translation] State Website of Ukraine. *From now on, IDPs will be able to receive social services and payments even if they lose their passport*. 1 July 2022

¹³ [English translation] Lviv Regional Military Administration. *246 migrants were provided with jobs in Lviv oblast - Lviv Regional Employment Center*. 17 May 2022

Lviv (n=309)

of assessed HHs transiting: 214
of assessed HHs arriving: 74
of assessed HHs that don't know: 21

Proportion of age/ gender of respondents:



Top 3 sectors of employment of respondents:

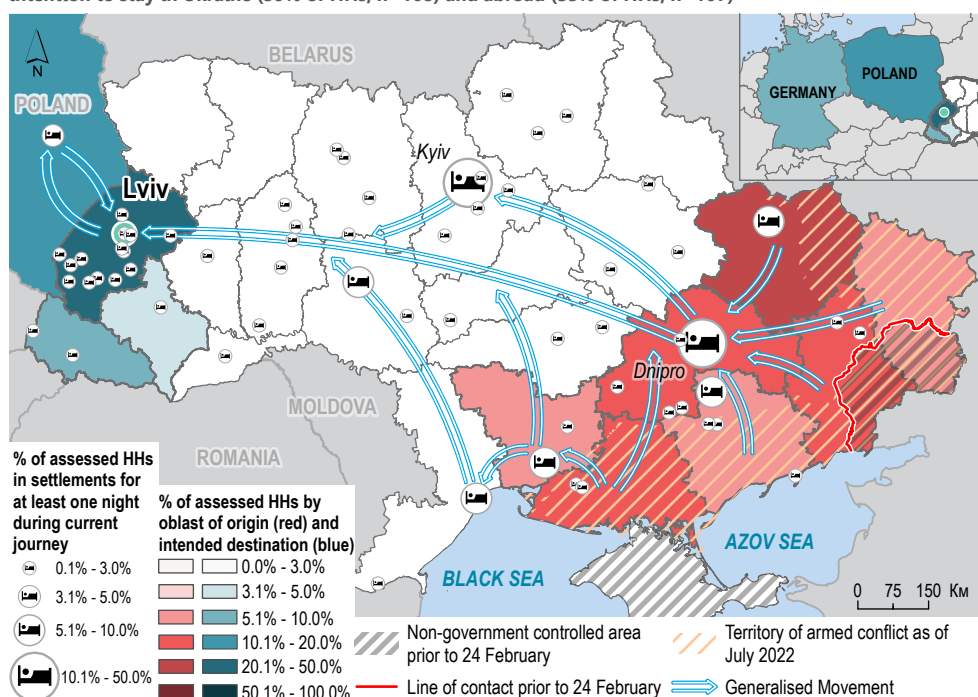
Private sector 40%
Self-employed 17%
Unemployed 17%

Salary from employment was the most commonly reported current source of income by 62% of assessed HHs

HHs travelling with vulnerable groups:

Children 0 to 5 years 27%
Children 6 to 17 years 40%
Unaccompanied children 1%
Older persons 65+ years 27%
Pregnant and lactating women 8%
Persons with disabilities 17%
Persons with chronic illness 18%

Map 2: Areas of origin, transit and intended destination reported by HHs interviewed in Lviv who indicated intention to stay in Ukraine (59% of HHs, n=168) and abroad (35% of HHs, n=107)¹⁴



Settlement of Origin

Top 5 settlements of origin:

Kharkiv 17%
Kherson 6%
Nikopol 5%
Mykolaiv 4%
Dnipro 4%

68% of HHs reported that at least one member of the HH remained in their area of origin

Looking after their property was the most commonly reported reason to stay (reported by 48% of assessed HHs)

Top 3 reported reasons for leaving area of origin:¹⁵

Shelling in/near my settlement 49%
Loss of livelihood 34%
Worried conflict escalation in the future 32%

23% of HHs initially displaced in July-August

Transit

Top 3 reported reasons to come to this transit hub:¹⁵

It was safer 42%
Most convenient location to travel onward 25%
Meeting family/ friends at/near this location 24%

Top 3 reported means of transport out of previous location:¹⁵

Commercial train 33%
Commercial bus 26%
Evacuation train 25%

Intended Destination

Intended destination for current journey:¹⁶

Don't Know 7%
Another Country 35%
Within Ukraine 59%

Countries of Intended Destination:

- Poland 50%
- Germany 16%

Top 4 intended destinations within Ukraine by settlement:

Lviv 36%
Kyiv 5%
Ternopil 3%
Mukachevo 3%

Month when HH arrived in Lviv

February - April	May	June	July	Recently Arrived (from 25 July to 5 August)
75 (24%)	70 (23%)	48 (16%)	14 (5%)	102 (33%)

68% of recently arrived HHs intend to continue their current journey outside of Lviv

Top 3 reported reasons for choosing intended destination by gender of the respondent:¹⁵

Female Respondents	Male Respondents
I have family/ friends at this location 54%	I have family/ friends at this location 47%
Job opportunity 42%	Job opportunity 41%
Advised to go to this location 35%	Advised to go to this location 28%

Top 3 reported accommodations at intended destination:

Rented accommodation 33%
Staying with friends/ family 25%
Hotel/ hostel 10%

Top 3 reported length of stay at intended destination:

Until the war is over 32%
I don't know 15%
Until area of origin is under government control 15%

Intended Current Returns¹⁷ (4%, n=13)

Top intended return destination by settlement:

Kyiv 15%

Top intended length of stay at place of habitual residence:

Permanently 54%

Top reasons to return to place of habitual residence:⁴

Reunite with family 19%

Intended Future Returns

67% (n=208) of assessed HHs reported intentions to return to their place of habitual residence in the future

Top 3 conditions to return to place of habitual residence in the future:¹⁵

When it is under government control 21%
When there is no active conflict 19%
I don't know 18%

¹⁴ In Maps 2-10, the indicator "% of assessed HHs in settlements for at least one night during current journey" also includes transit points of HHs who reported currently returning to their area of origin at the time of data collection

¹⁵ HHs had multiple answer options (total may be >100%)

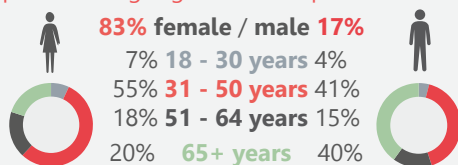
¹⁶ Percentages include HHs currently intending to return to their place of habitual residence

¹⁷ Intended current returns include HHs intending to return or that have returned to their place of habitual residence during their current journey


Chernivtsi (n=299)



Proportion of age/ gender of respondents:

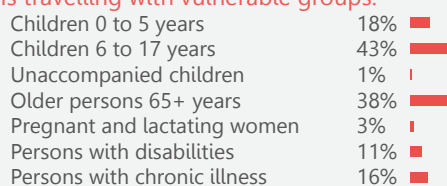


Top 3 sectors of employment of respondents:

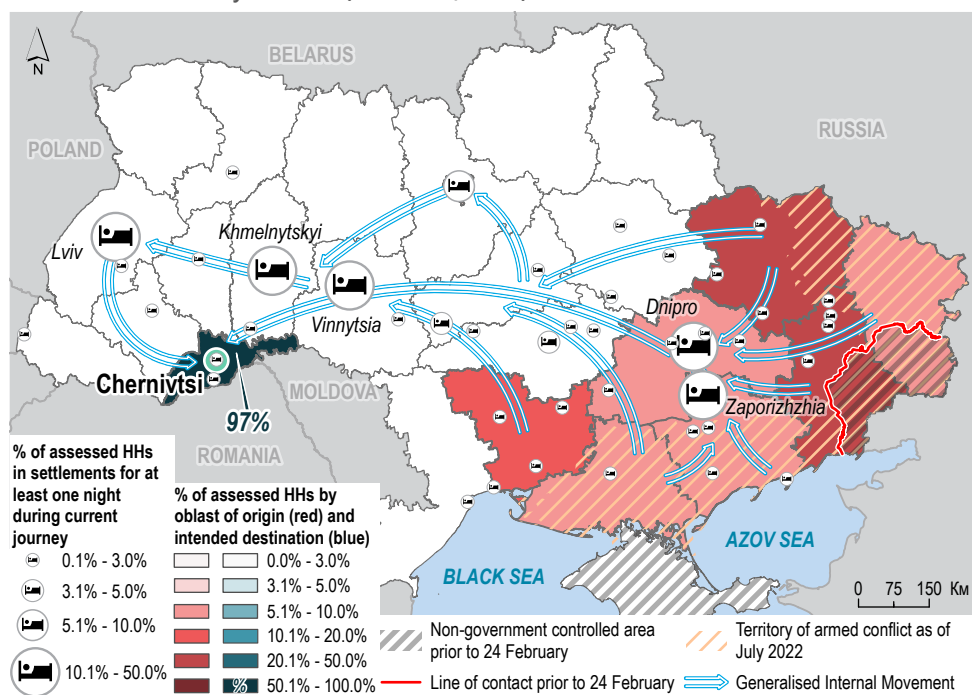


Humanitarian aid was the most commonly reported current source of income by **55% of assessed HHs**

HHs travelling with vulnerable groups:

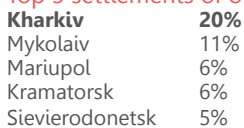


Map 3: Areas of origin, transit and intended destination reported by HHs interviewed in Chernivtsi who indicated intention to stay in Ukraine (97% of HHs, n=291)



Settlement of Origin

Top 5 settlements of origin:



45% of HHs reported that at least one member of the HH remained in their area of origin

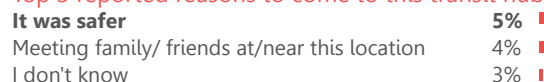
Looking after their property was the most commonly reported reason to stay (reported by 58% of assessed HHs)

Top 3 reported reasons for leaving area of origin:¹⁸



Transit

Top 3 reported reasons to come to this transit hub:¹⁸

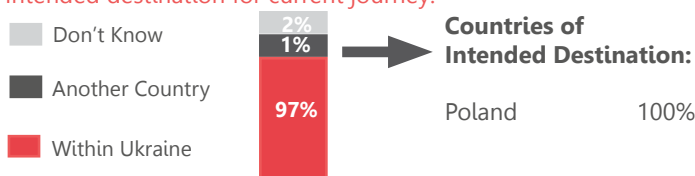


Top 3 reported means of transport out of previous location:¹⁸



Intended Destination

Intended destination for current journey:




Top intended destinations within Ukraine by settlement:



Month when HH arrived in Chernivtsi

February - April	May	June	July	Recently Arrived (from 25 July to 5 August)
193 (65%)	24 (8%)	26 (9%)	29 (10%)	27 (9%)

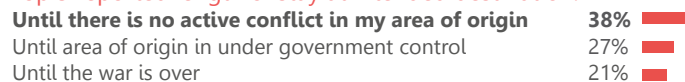
Top 3 reported reasons for choosing intended destination by gender of the respondent:¹⁸



Top 3 reported accommodations at intended destination:




Top 3 reported length of stay at intended destination:

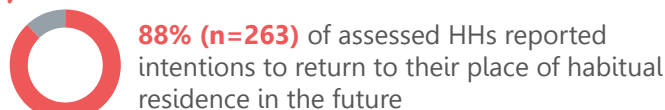


Intended Current Returns (2%, n=5)

Top intended return destination by settlement:



Intended Future Returns



Top 3 conditions to return to place of habitual residence in the future:¹⁸



¹⁸ HHs had multiple answer options (total may be >100%)


Vinnitsia (n=309)



Proportion of age/ gender of respondents:

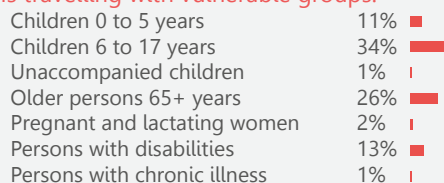


Top 3 sectors of employment of respondents:

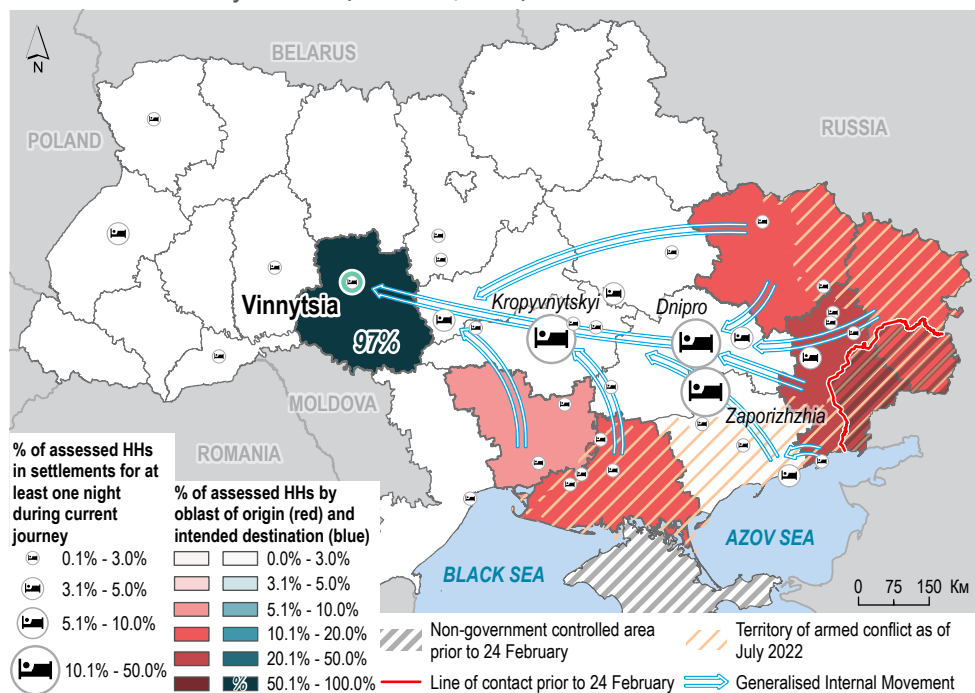


Government social assistance was the most commonly reported current source of income by **87% of assessed HHs**

HHs travelling with vulnerable groups:

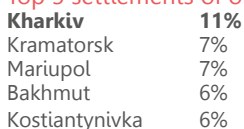


Map 4: Areas of origin, transit and intended destination reported by HHs interviewed in Vinnitsia who indicated intention to stay in Ukraine (96% of HHs, n=298)



Settlement of Origin

Top 5 settlements of origin:



14% of HHs reported that at least one member of the HH remained in their area of origin



Looking after their property was the most commonly reported reason to stay (reported by 52% of assessed HHs)

Top 3 reported reasons for leaving area of origin:¹⁹

Shelling in/near my settlement

Threat to personal/ family safety
Call for evacuation

65%

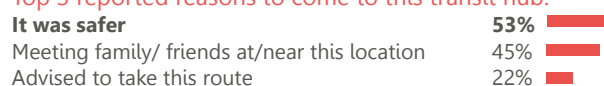
53%

29%

7% of HHs initially displaced in **July-August**

Transit

Top 3 reported reasons to come to this transit hub:¹⁹



Top 3 reported means of transport out of previous location:¹⁹



Intended Destination

Intended destination for current journey:



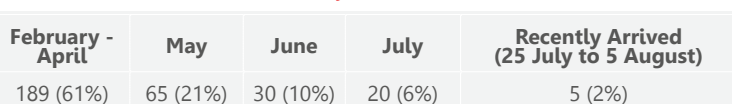
Countries of Intended Destination:

Germany 67%

Top intended destinations within Ukraine by settlement:



Month when HH arrived in Vinnitsia



Top 3 reported reasons for choosing intended destination by gender of the respondent:¹⁹

Female Respondents

I have family/ friends at this location **41%**

Perception of safety **37%**

29%


Male Respondents

I have family/ friends at this location **42%**

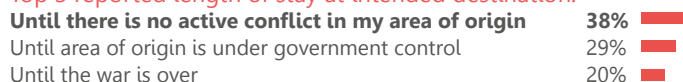
Advised to go to this location **36%**

Perception of safety **32%**

Top 3 reported accommodations at intended destination:



Top 3 reported length of stay at intended destination:

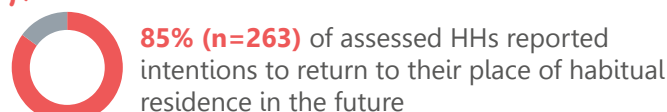


Intended Current Returns (4%, n=11)

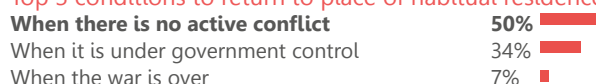
Top intended return destination by settlement:



Intended Future Returns



Top 3 conditions to return to place of habitual residence in the future:¹⁹



¹⁹ HHs had multiple answer options (total may be >100%)


Odesa (n=308)



Proportion of age/ gender of respondents:

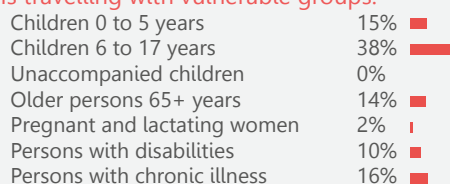


Top 4 sectors of employment of respondents:

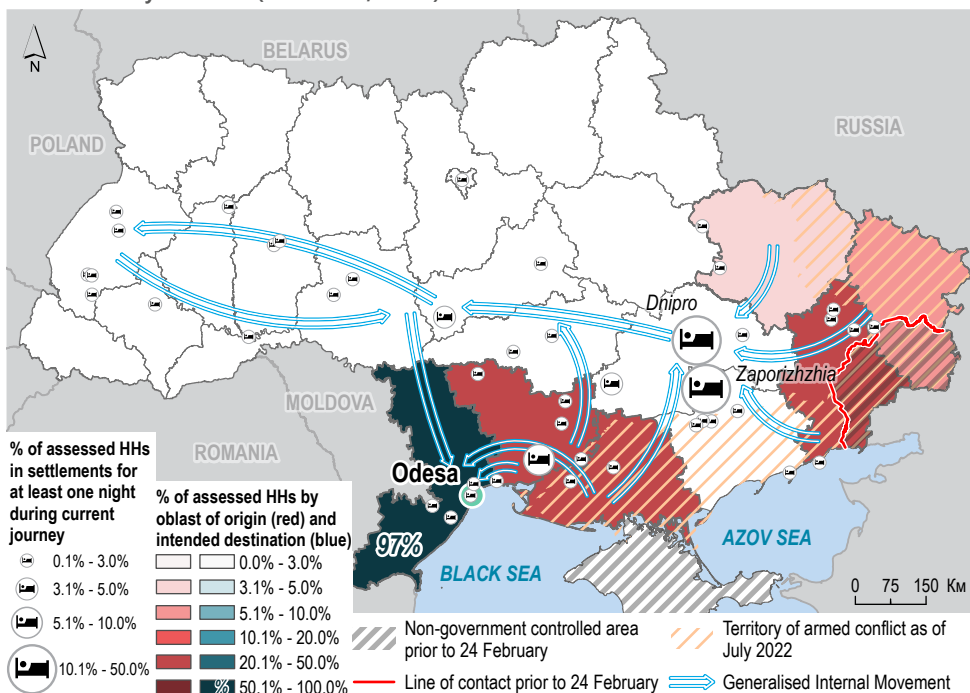


Humanitarian aid was the most commonly reported current source of income by **97%** of assessed HHs

HHs travelling with vulnerable groups:

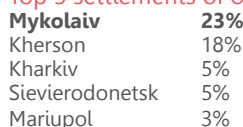


Map 5: Areas of origin, transit and intended destination reported by HHs interviewed in Odesa who indicated intention to stay in Ukraine (98% of HHs, n=301)



Settlement of Origin

Top 5 settlements of origin:




22% of HHs reported that at least one member of the HH remained in their area of origin



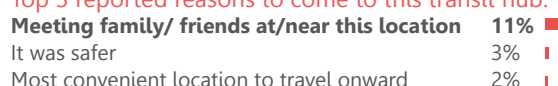
Looking after their property was the most commonly reported reason to stay (reported by 41% of assessed HHs)

Top 3 reported reasons for leaving area of origin:²⁰




Transit

Top 3 reported reasons to come to this transit hub:²⁰



Top 3 reported means of transport out of previous location:²⁰




Intended Destination

Intended destination for current journey:




Countries of

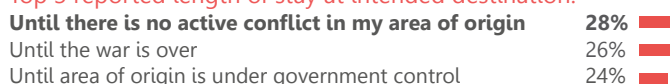
Intended Destination:



Top 3 reported accommodations at intended destination:




Top 3 reported length of stay at intended destination:



Top 3 intended destinations within Ukraine by settlement:



Month when HH arrived in Odesa

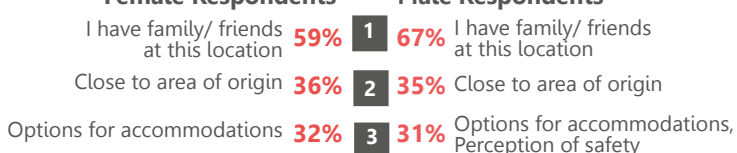


Top 3 reported reasons for choosing intended destination by gender of the respondent:²⁰

Female Respondents

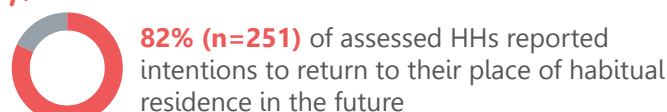


Male Respondents

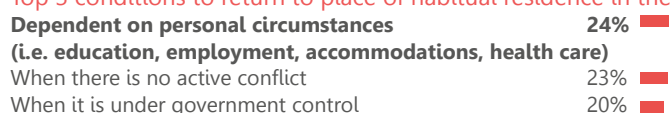


Intended Current Returns (0%, n=0)

Intended Future Returns



Top 3 conditions to return to place of habitual residence in the future:²⁰



²⁰ HHs had multiple answer options (total may be >100%)


Kropyvnytskyi (n=335)



Proportion of age/ gender of respondents:

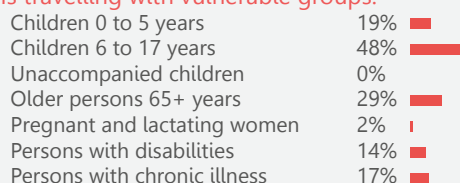


Top 3 sectors of employment of respondents:

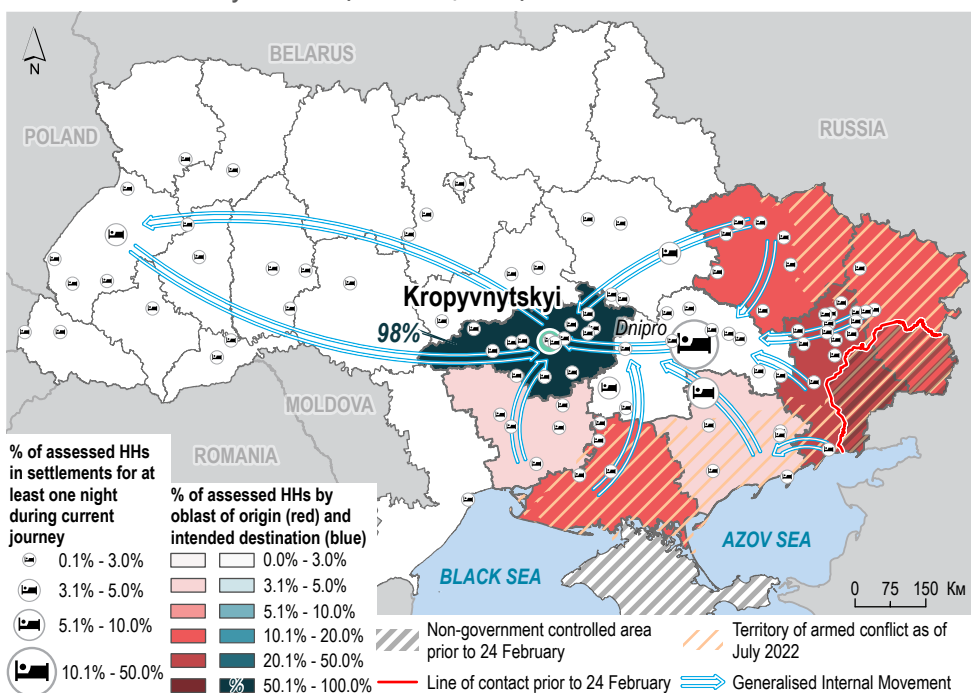


Government social assistance was the most commonly reported current source of income by **80% of assessed HHs**

HHs travelling with vulnerable groups:

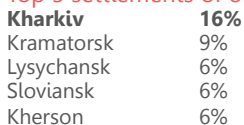


Map 6: Areas of origin, transit and intended destination reported by HHs interviewed in Kropyvnytskyi who indicated intention to stay in Ukraine (98% of HHs, n=327)



Settlement of Origin

Top 5 settlements of origin:




45% of HHs reported that at least one member of the HH remained in their area of origin



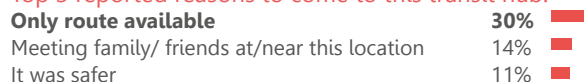
Looking after their property was the most commonly reported reason to stay (reported by 49% of assessed HHs)

Top 3 reported reasons for leaving area of origin:²¹



Transit

Top 3 reported reasons to come to this transit hub:²¹

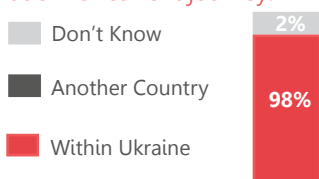


Top 3 reported means of transport out of previous location:²¹



Intended Destination

Intended destination for current journey:



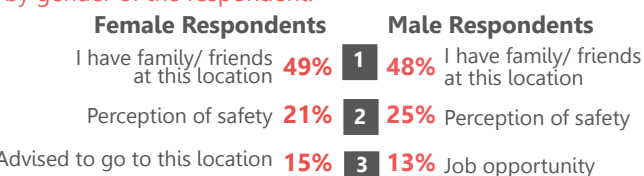
Top intended destinations within Ukraine by settlement:



Month when HH arrived in Kropyvnytskyi

February - April	May	June	July	Recently Arrived (25 July to 5 August)
199 (59%)	28 (8%)	32 (10%)	45 (13%)	30 (9%)

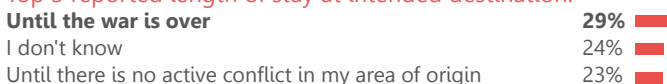
Top 3 reported reasons for choosing intended destination by gender of the respondent:²¹



Top 3 reported accommodations at intended destination:



Top 3 reported length of stay at intended destination:



Intended Current Returns (2%, n=8)

Top intended return destination by settlement:

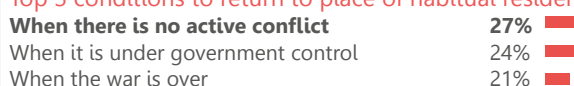


Intended Future Returns



80% (n=268) of assessed HHs reported intentions to return to their place of habitual residence in the future

Top 3 conditions to return to place of habitual residence in the future:²¹



²¹ HHs had multiple answer options (total may be >100%)

Kryvyi Rih (n=312)



Proportion of age/ gender of respondents:

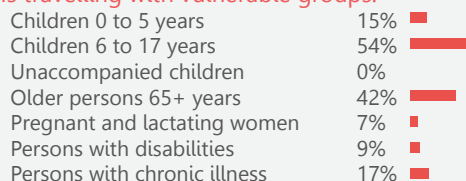


Top 3 sectors of employment of respondents:

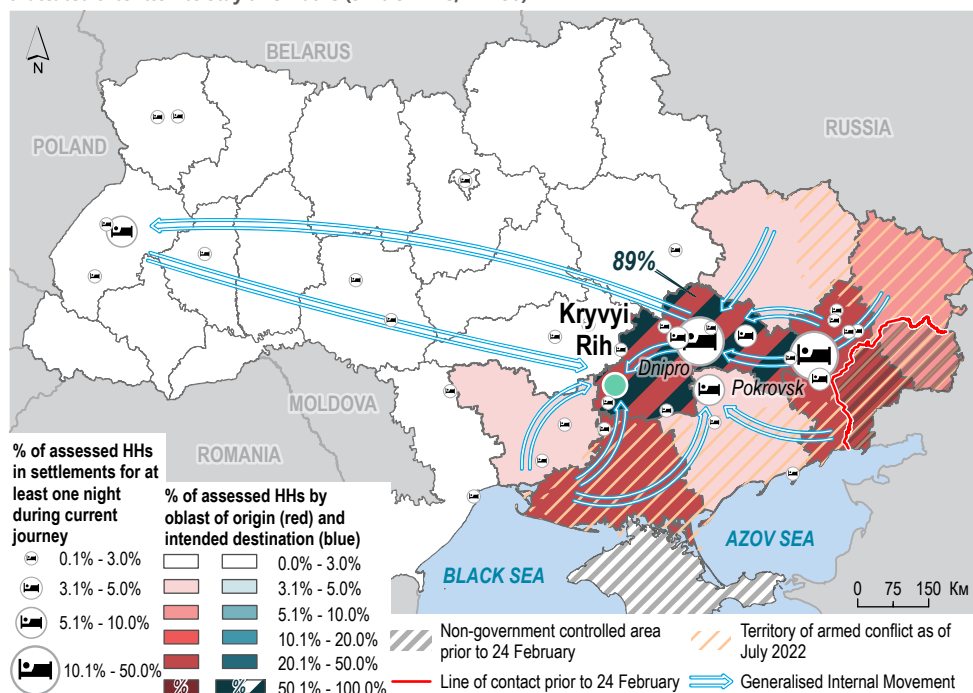


Humanitarian aid was the most commonly reported current source of income by **89% of assessed HHs**

HHs travelling with vulnerable groups:

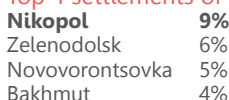


Map 7: Areas of origin, transit and intended destination reported by HHs interviewed in Kryvyi Rih who indicated intention to stay in Ukraine (92% of HHs, n=286)



Settlement of Origin

Top 4 settlements of origin:



30% of HHs reported that at least one member of the HH remained in their area of origin

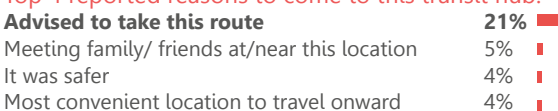
Looking after their property was the most commonly reported reason to stay (reported by 57% of assessed HHs)

Top 3 reported reasons for leaving area of origin:²²



Transit

Top 4 reported reasons to come to this transit hub:²²

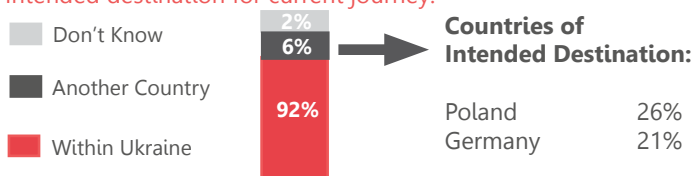


Top 3 reported means of transport out of previous location:²²




Intended Destination

Intended destination for current journey:



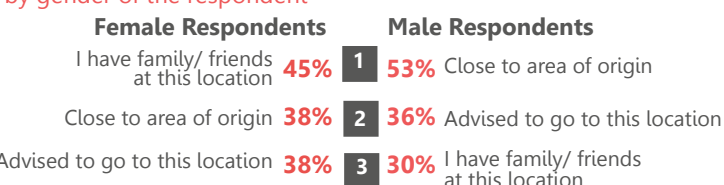
Top 3 intended destinations within Ukraine by settlement:




Month when HH arrived in Kryvyi Rih

February - April	May	June	July	Recently Arrived (25 July to 5 August)
81 (26%)	64 (21%)	58 (19%)	74 (24%)	35 (11%)

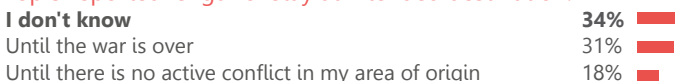
Top 3 reported reasons for choosing intended destination by gender of the respondent²²



Top 3 reported accommodations at intended destination:

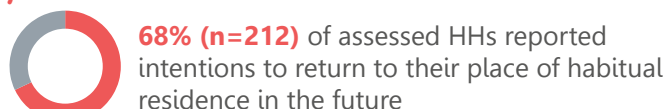


Top 3 reported length of stay at intended destination:

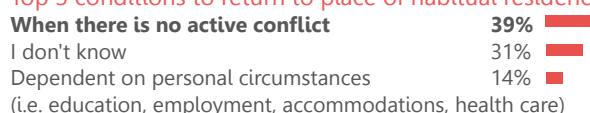


Intended Current Returns (0%, n=1)²³

Intended Future Returns



Top 3 conditions to return to place of habitual residence in the future:²²



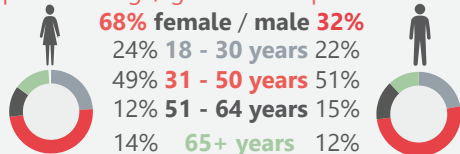
²² HHs had multiple answer options (total may be >100%)

²³ This factsheet does not report disaggregated data for transit hubs in which n<5 people indicated that they were currently intending to return to their place of habitual residence due to the sample size being too small


Dnipro (n=311)



Proportion of age/ gender of respondents:

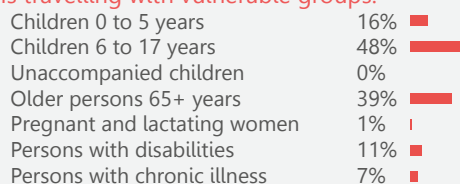


Top 3 sectors of employment of respondents:

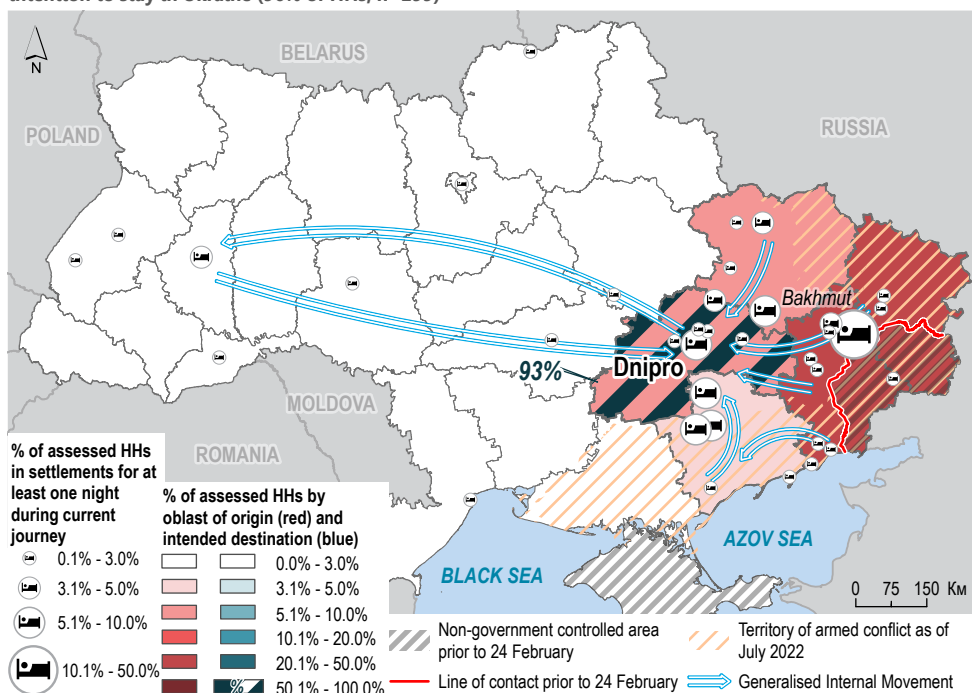


Government social assistance was the most commonly reported current source of income by **78% of assessed HHs**

HHs travelling with vulnerable groups:

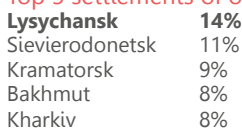


Map 8: Areas of origin, transit and intended destination reported by HHs interviewed in Dnipro who indicated intention to stay in Ukraine (96% of HHs, n=299)



Settlement of Origin

Top 5 settlements of origin:



43% of HHs reported that at least one member of the HH remained in their area of origin

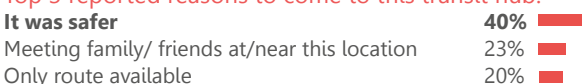
Looking after their property was the most commonly reported reason to stay (reported by 63% of assessed HHs)

Top 3 reported reasons for leaving area of origin:²⁴



Transit

Top 3 reported reasons to come to this transit hub:²⁴

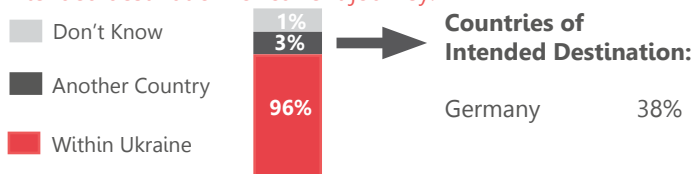


Top 3 reported means of transport out of previous location:²⁴




Intended Destination

Intended destination for current journey:



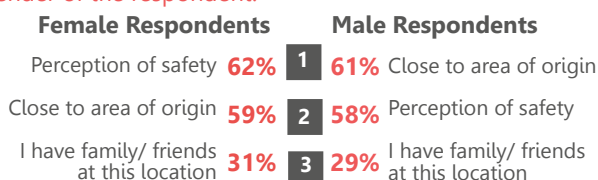
Top 4 intended destinations within Ukraine by settlement:




Month when HH arrived in Dnipro



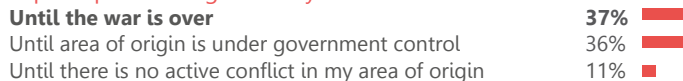
Top 3 reported reasons for choosing intended destination by gender of the respondent:²⁴



Top 3 reported accommodations at intended destination:



Top 3 reported length of stay at intended destination:

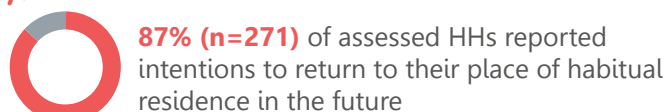


Intended Current Returns (2%, n=7)

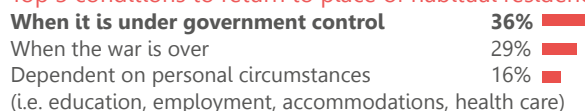
Top intended return destination by settlement:



Intended Future Returns



Top 3 conditions to return to place of habitual residence in the future:²⁴



²⁴ HHs had multiple answer options (total may be >100%)

Zaporizhzhia (n=316)

of assessed
HHs transiting: **154**

of assessed
HHs arriving: **160**

of assessed
HHs that don't know: **2**

Proportion of age/ gender of respondents:



Top 3 sectors of employment of respondents:

Private sector 27%

Public sector 24%

Unemployed 21%

Government social assistance was the most commonly reported current source of income by **33%** of assessed HHs while **42%** of assessed HHs reported having **no income**

HHs travelling with vulnerable groups:

Children 0 to 5 years 21%

Children 6 to 17 years 52%

Unaccompanied children 0%

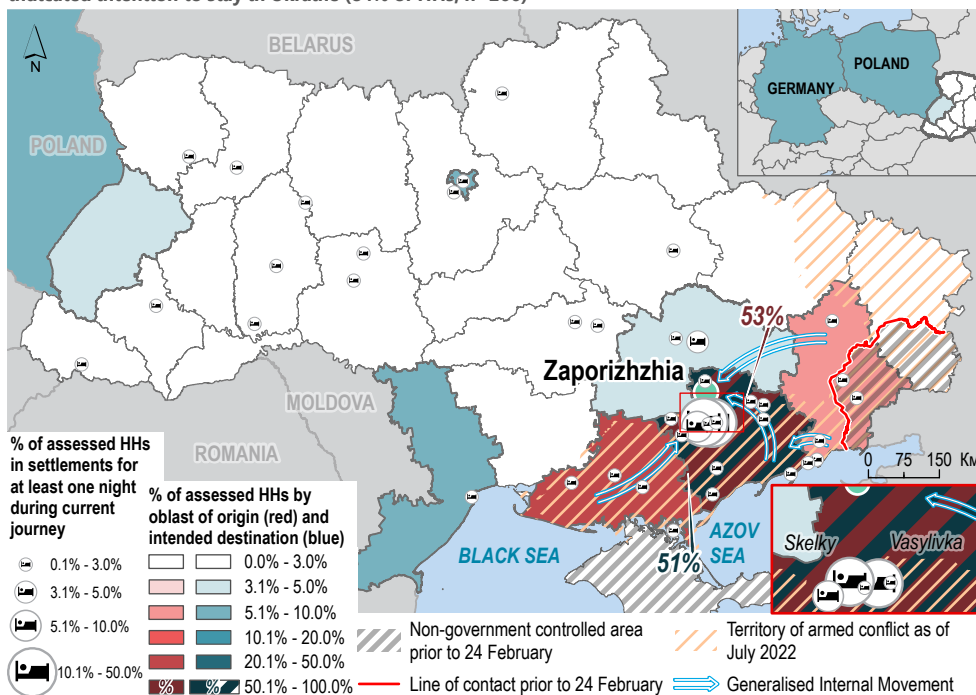
Older persons 65+ years 17%

Pregnant and lactating women 5%

Persons with disabilities 13%

Persons with chronic illness 19%

Map 9: Areas of origin, transit and intended destination reported by HHs interviewed in Zaporizhzhia who indicated intention to stay in Ukraine (84% of HHs, n=266)



Settlement of Origin

Top 4 settlements of origin:

Kherson 11%

Melitopol 7%

Berdiansk 7%

Nova Kakhovka 4%

70%

of HHs reported that at least one member of the HH remained in their area of origin



Looking after their property was the most commonly reported reason to stay (reported by 65% of assessed HHs)

Top 3 reported reasons for leaving area of origin:²⁵

Occupied territory 60%

Loss of livelihood 50%

Worried conflict escalation in the future 26%

77% of HHs initially displaced in **July-August**

Transit

Top 3 reported reasons to come to this transit hub:²⁵

Most convenient location to travel onward 27%

Meeting family/ friends at/near this location 19%

It was safer 15%

Top 3 reported means of transport out of previous location:²⁵

Commercial bus 33%

Private car 27%

Shared car 22%

Intended Destination

Intended destination for current journey:

Don't Know 1%

Another Country 15%

Within Ukraine 84%

Countries of Intended Destination:

Poland 44%

Germany 35%

Top 3 intended destinations within Ukraine by settlement:

Zaporizhzhia 60%

Kyiv 10%

Odesa 6%

Month when HH arrived in Zaporizhzhia

February - April	May	June	July	Recently Arrived (25 July to 5 August)
41 (13%)	12 (4%)	5 (2%)	35 (11%)	223 (71%)

56% of recently arrived HHs intend to continue their current journey outside of Zaporizhzhia

Top 3 reported reasons for choosing intended destination by gender of the respondent²⁵

Female Respondents

I have family/ friends at this location **78%**

Job opportunity **25%**

Close to area of origin **21%**

Male Respondents

I have family/ friends at this location **79%**

Job opportunity **40%**

Options for accommodations **33%**

Top 3 reported accommodations at intended destination:

Staying with friends/ family 46%

Rented accommodation 34%

Accommodation provided by authorities 10%

Top 3 reported length of stay at intended destination:

Until the war is over 41%

Until area of origin is under government control 35%

I don't know 12%

Intended Current Returns (1%, n=2)²⁶

Intended Future Returns



92% (n=291) of assessed HHs reported intentions to return to their place of habitual residence in the future

Top 3 conditions to return to place of habitual residence in the future:²⁵

When it is under government control 50%

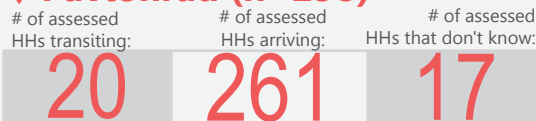
When the war is over 33%

I don't know 9%

²⁵ HHs had multiple answer options (total may be >100%)

²⁶ This factsheet does not report disaggregated data for transit hubs in which n<5 people indicated that they were currently intending to return to their place of habitual residence due to the sample size being too small


Pavlohrad (n=298)



Proportion of age/ gender of respondents:

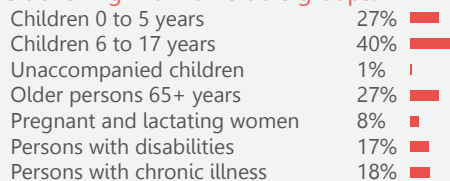


Top 3 sectors of employment of respondents:

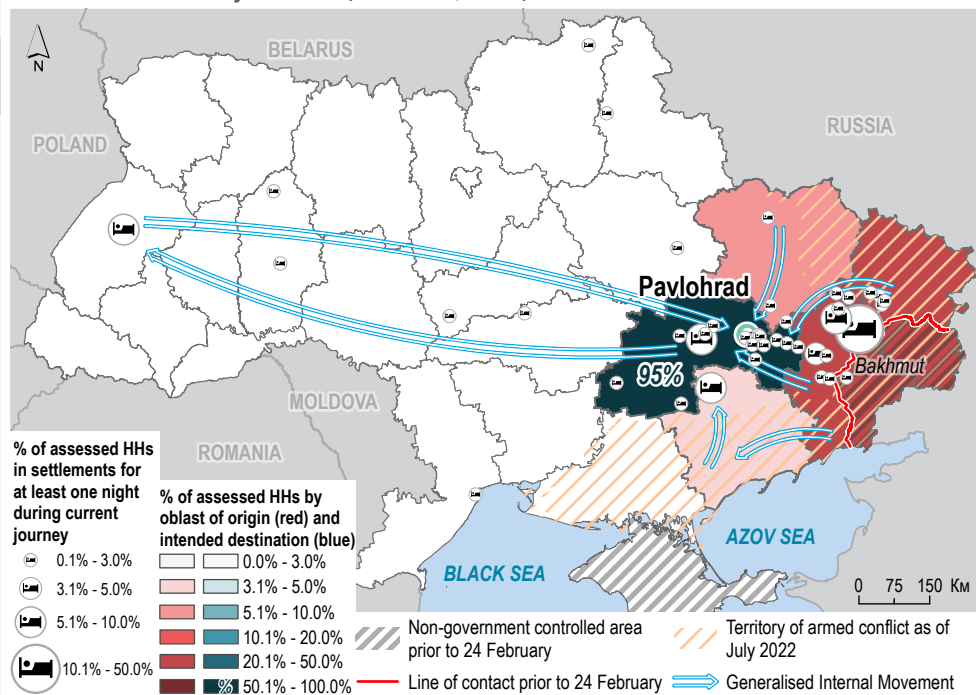


Government social assistance was the most commonly reported current source of income by **85% of assessed HHs**

HHs travelling with vulnerable groups:

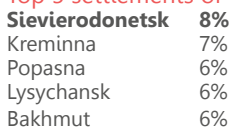


Map 10: Areas of origin, transit and intended destination reported by HHs interviewed in Pavlohrad who indicated intention to stay in Ukraine (93% of HHs, n=276)



Settlement of Origin

Top 5 settlements of origin:



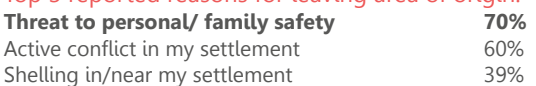
27%

of HHs reported that at least one member of the HH remained in their area of origin



Looking after their property and desire to stay were the most commonly reported reasons to stay (each reason reported by 54% of assessed HHs)

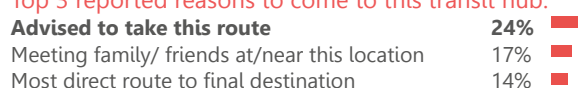
Top 3 reported reasons for leaving area of origin:²⁷



6% of HHs initially displaced in July-August

Transit

Top 3 reported reasons to come to this transit hub:²⁷



Top 3 reported means of transport out of previous location:²⁷



Intended Destination


Intended destination for current journey:



Countries of Intended Destination:



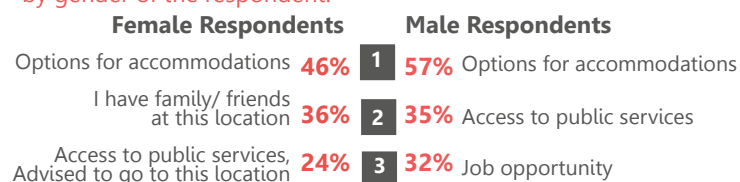
Top 3 intended destinations within Ukraine by settlement:




Month when HH arrived in Pavlohrad




Top 3 reported reasons for choosing intended destination by gender of the respondent:²⁷



Top 3 reported accommodations at intended destination:



Top 3 reported length of stay at intended destination:



Intended Current Returns (3%, n=10)

Top intended return destination by settlement:

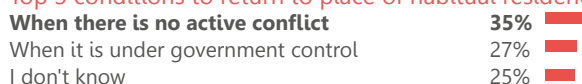


Intended Future Returns



41% (n=122) of assessed HHs reported intentions to return to their place of habitual residence in the future

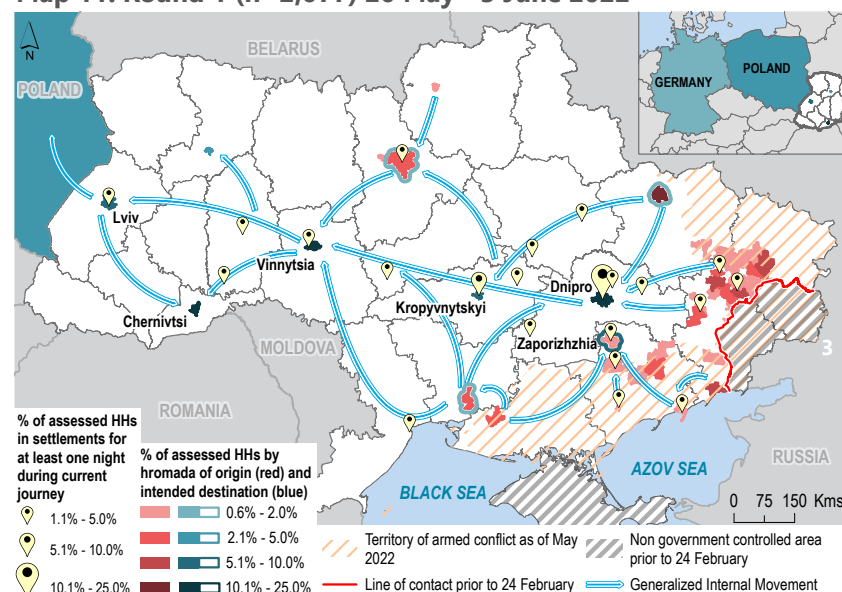
Top 3 conditions to return to place of habitual residence in the future:²⁷



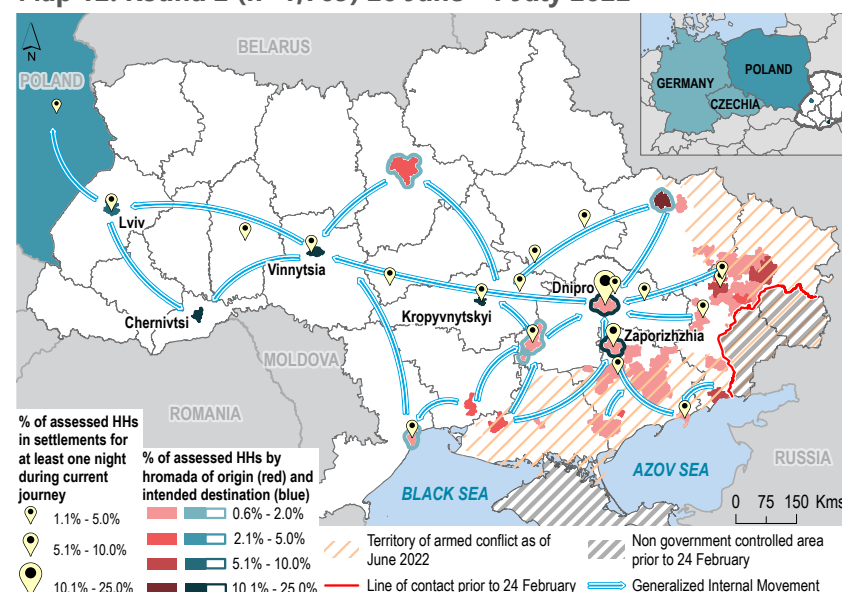
²⁷ HHs had multiple answer options (total may be >100%)

Changes in IDP Movements (Rounds 1 to 3)²⁸

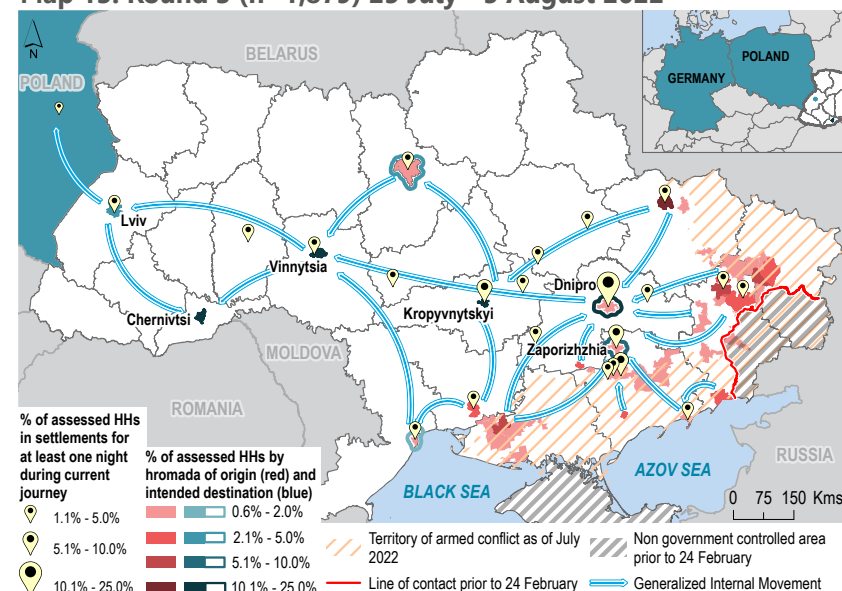
Map 11: Round 1 (n=2,077) 20 May - 3 June 2022



Map 12: Round 2 (n=1,769) 20 June - 1 July 2022



Map 13: Round 3 (n=1,879) 25 July - 5 August 2022



Demographic Profile

From May, June and July round of data collection, the demographic profile of assessed HHs has remained consistent in terms of gender of the respondent and HH vulnerability. **Women** were consistently the majority of interview respondents (**74%** (R1), **70%** (R2), and **76%** (R3)). Additionally, the **majority of assessed HHs reported that at least one member of the HH had a vulnerability (75% (R1), 73% (R2), and 78% (R3)).** **Over 50%** of HHs in each round of data collection travelled with at least one **child (0-17 years)**. Consistently from R1 to R3, approximately a third of HHs included an **older person (65+ years)**, and **13%** of HHs included a **person with disabilities**.

Displacement Trends

In line with the timeline of conflict in eastern and southern Ukraine, **Kharkiv, Kramatorsk and Sievierodonetsk were reported as the top IDP settlements of origin** (Maps 11, 12, 13) from R1 to R3 data collection. In R3, an **increasing number of assessed HHs (5%, R3) reported Kherson as their area of origin**. As conflict intensifies in southern Ukraine and calls for evacuation near occupied Kherson,²⁹ assessed HHs from Kherson (**5%**) indicated that the occupation of territory was the leading reason for leaving the Kherson area (by **79%** of assessed HHs).

General movement patterns have remained consistent over time. The proportion of assessed HHs that reportedly stayed in one settlement for at least one night since leaving their area of origin was **37%** in May, June and July rounds. Dnipro and Zaporizhzhia are the primary transit hubs and intended destinations for displacement flows out of eastern Ukraine. Directly south of Zaporizhzhia, **Vasylivka has been consistently reported as a transit settlement for at least one night**. As a checkpoint for residents to cross into government-controlled areas, it is reported that within Vasylivka, freedom of movement is limited, thus resulting in long queues for cars attempting to pass through.³⁰ **Private car was the most reported mode of transportation overall (38% (R1), 40% (R2), and 34% (R3)).** This corresponds with findings from Human Rights Watch that private cars are the preferred mode of transportation out of non-government controlled areas.³¹

Until the war is over was the most commonly reported length of stay at intended destination (**52% (R1), 32% (R2), and 30% (R3)**). However, in R2 and R3, HHs increasingly reported their intention to stay at their final destination **until their areas of origin are under government control (16% (R2) and 26% (R3))**.

Intended Destination Outside Ukraine

R1 R2 R3
5% 7% 9%
(n=112) (n=124) (n=168)

A growing proportion of assessed HHs reported their intended destination to be outside of Ukraine.

Already having family and/or friends in other countries, as well as job opportunities were the two most commonly reported reasons to leave Ukraine (**57%** (R3) and **36%** (R3) respectively). **Poland** continued to be the most reported destination outside of Ukraine (reported by **2%** (R1), **3%** (R2) and **4%** (R3) of assessed HHs).

Intended Current Returns

R2 R3
5% 2%
(n=118) (n=57)

A decrease in the proportion of assessed HHs reported their intention to return to their place of habitual residence during their current journey.

The **decrease in reported returns** is consistent with IOM data.³² The intensification of conflict could have discouraged returns, as less than half of HHs (**43%** (R3) reported returning to conflict-affected areas, compared to **50%** in R2. The majority of HHs returning in R3 reported their intended destination as **somewhat safe (41%)** or **somewhat unsafe (41%)**.

²⁸ The analysis of changes in IDP movements (Round 1-3) is based on REACH data collected in 6 consistently assessed IDP transit hubs in Rounds 1 to 3: Lviv, Chernivtsi, Vinnytsia, Kropyvnytskyi, Dnipro and Zaporizhzhia. Data collection in Odesa, Kryvyi Rih and Pavlohrad started in Rounds 2 and/or 3, and is therefore not included for the purposes of this analysis.

²⁹ Ukrainska Pravda. [Vereshchuk asks people to leave occupied Zaporizhzhia and Kherson oblasts: there will be fighting](#). 8 July 2022

³⁰ The New Voice of Ukraine. [Russian troops blocking evacuation of Vasylivka checkpoint in southern Ukraine](#). 26 July 2022

³¹ Human Rights Watch. ["We Had No Choice"](#). 1 September 2022

³² International Organization for Migration (IOM). [General Population Survey, Round 7 \(17 - 23 July 2022\)](#). 29 July 2022