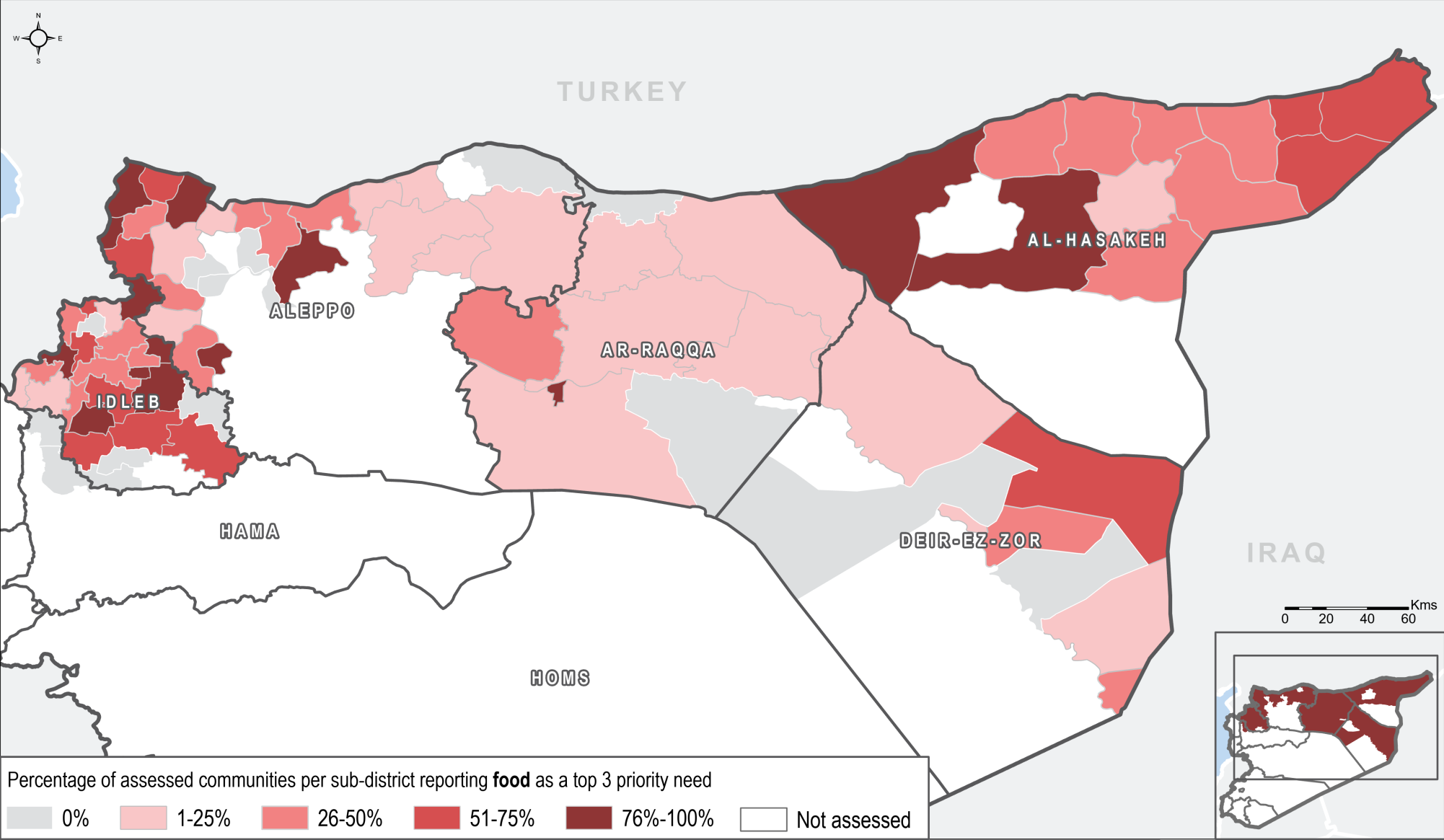


Priority Need: Food - August 2019

Humanitarian Purposes Only
Production date : 07/10/2019



Data source: REACH - Humanitarian Situation Overview of Syria (HSOS)
Priority need questions were 'select up to three' so the percentages across all maps add up to more than 100%.
Priority needs reported are the perceived top 3 priority needs as reported by KIs within assessed communities and are not necessarily representative of actual priorities.
Annexes detailing the priorities reported by each assessed community are available on request.

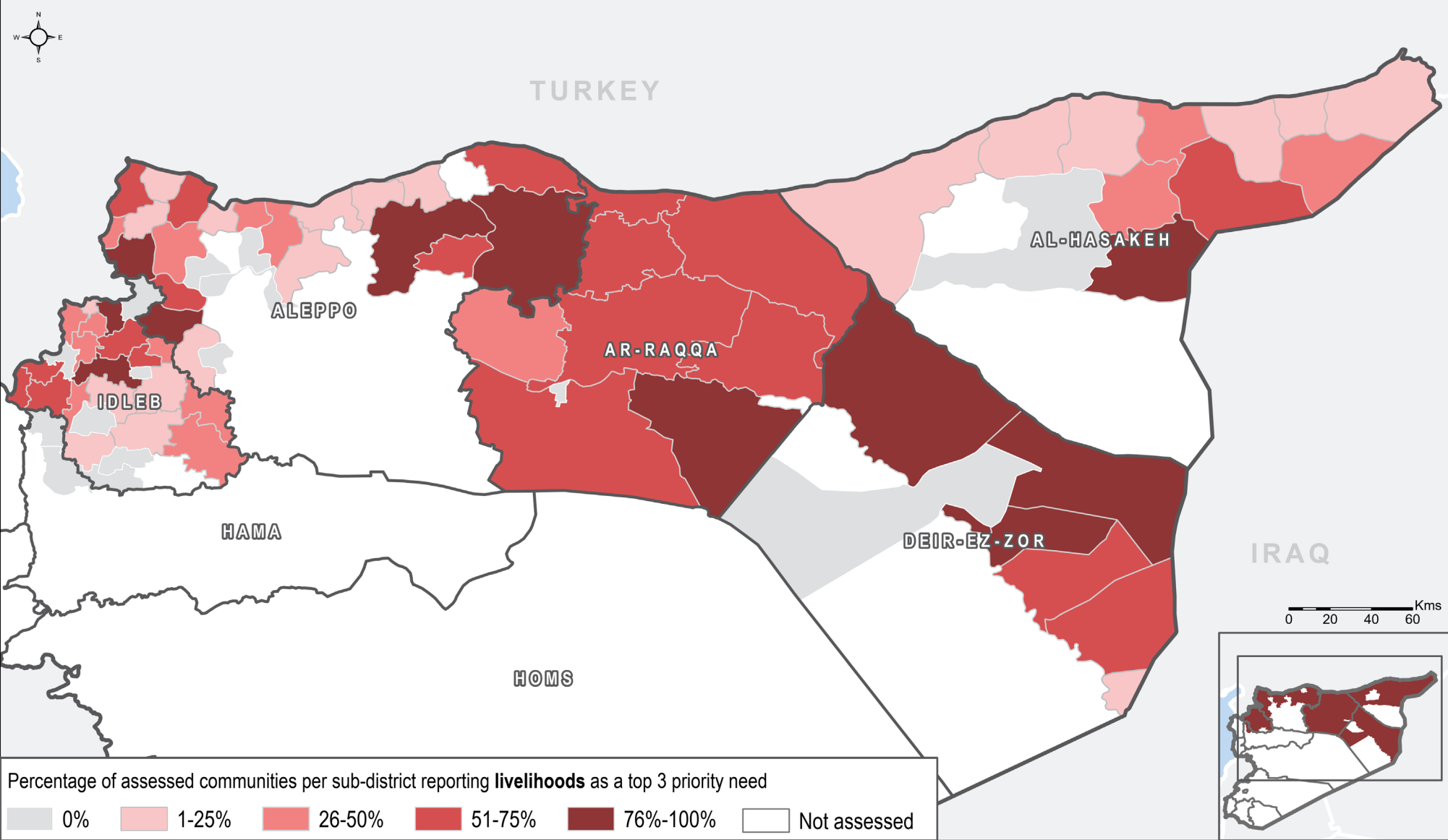
Number of assessed communities in sub-district reporting food as top 3 priority need

admin1Name	admin3Name	Food	admin1Name	admin3Name	Food	admin1Name	admin3Name	Food	admin1Name	admin3Name	Food
Al-Hasakeh	Al-Hasakeh	1/1	Aleppo	Daret Azza	10/25	Ar-Raqqa	Mansura	1/9	Idleb	Ehsem	19/19
Al-Hasakeh	Al-Malikeyyeh	29/49	Aleppo	Ghandorah	7/36	Ar-Raqqa	Sabka	0/2	Idleb	Harim	3/5
Al-Hasakeh	Amuda	7/18	Aleppo	Hadher	1/1	Ar-Raqqa	Suluk	7/37	Idleb	Heish	0/13
Al-Hasakeh	Be'r Al-Hulo Al-Wardeyyeh	2/8	Aleppo	Haritan	0/8	Ar-Raqqa	Tell Abiad	0/26	Idleb	Idleb	7/15
Al-Hasakeh	Darbasiyah	5/16	Aleppo	Jandairis	24/44	Deir-ez-Zor	Basira	5/14	Idleb	Janudiyeh	4/12
Al-Hasakeh	Hole	3/11	Aleppo	Jarablus	5/35	Deir-ez-Zor	Deir-ez-Zor	0/6	Idleb	Jisr-Ash-Shugur	2/39
Al-Hasakeh	Jawadiyah	17/28	Aleppo	Ma'btali	12/25	Deir-ez-Zor	Hajin	1/7	Idleb	Kafr Nobol	14/26
Al-Hasakeh	Qahtaniyyeh	9/29	Aleppo	Mare'	0/6	Deir-ez-Zor	Khasham	1/4	Idleb	Kafr Takharim	0/10
Al-Hasakeh	Quamishli	8/16	Aleppo	Menbij	1/60	Deir-ez-Zor	Kisreh	5/39	Idleb	Khan Shaykun	0/2
Al-Hasakeh	Ras Al Ain	19/20	Aleppo	Nabul	0/1	Deir-ez-Zor	Sur	10/17	Idleb	Ma'arrat An Nu'man	20/30
Al-Hasakeh	Tal Hmis	11/23	Aleppo	Raju	40/50	Deir-ez-Zor	Susat	2/5	Idleb	Maaret Tamsrin	9/22
Al-Hasakeh	Ya'robiyah	10/17	Aleppo	Sarin	10/90	Deir-ez-Zor	Thiban	0/11	Idleb	Mhambal	10/22
Aleppo	A'zaz	2/16	Aleppo	Sharan	29/31	Hama	Madiq Castle	0/2	Idleb	Qourqeena	3/17
Aleppo	Abu Qalqal	1/19	Aleppo	Sheikh El-Hadid	13/13	Hama	Ziyara	0/3	Idleb	Salqin	10/26
Aleppo	Afrin	2/37	Aleppo	Suran	7/25	Idleb	Abul Thohur	0/7	Idleb	Sanjar	4/6
Aleppo	Aghtrin	20/40	Aleppo	Zarbah	5/13	Idleb	Ariha	19/34	Idleb	Saraqab	19/24
Aleppo	Ain al Arab	0/28	Ar-Raqqa	Al-Thawrah	2/2	Idleb	Armanaz	8/14	Idleb	Sarmin	1/1
Aleppo	Al Bab	22/22	Ar-Raqqa	Ar-Raqqa	6/79	Idleb	Badama	1/12	Idleb	Teftnaz	7/7
Aleppo	Ar-Ra'ee	10/30	Ar-Raqqa	Ein Issa	2/46	Idleb	Bennsh	2/4			
Aleppo	Atareb	7/30	Ar-Raqqa	Jurneyyeh	18/42	Idleb	Dana	20/20			
Aleppo	Bulbul	24/33	Ar-Raqqa	Karama	1/28	Idleb	Darkosh	9/9			

Data source: REACH - Humanitarian Situation Overview of Syria (HSOS)

Priority Need: Livelihoods - August 2019

Humanitarian Purposes Only
Production date : 08/10/2019



Data source: REACH - Humanitarian Situation Overview of Syria (HSOS)
Priority need questions were 'select up to three' so the percentages across all maps add up to more than 100%.

Priority needs reported are the perceived top 3 priority needs as reported by KIs within assessed communities and are not necessarily representative of actual priorities.

Annexes detailing the priorities reported by each assessed community are available on request.

Number of assessed communities in sub-district reporting livelihoods as top 3 priority need

admin1Name	admin3Name	Livelihoods	admin1Name	admin3Name	Livelihoods	admin1Name	admin3Name	Livelihoods	admin1Name	admin3Name	Livelihoods
Al-Hasakeh	Al-Hasakeh	0/1	Aleppo	Daret Azza	18/25	Ar-Raqqa	Mansura	5/9	Idleb	Ehsem	0/19
Al-Hasakeh	Al-Malikeyyeh	10/49	Aleppo	Ghandorah	4/36	Ar-Raqqa	Sabka	2/2	Idleb	Harim	1/5
Al-Hasakeh	Amuda	4/18	Aleppo	Hadher	0/1	Ar-Raqqa	Suluk	23/37	Idleb	Heish	0/13
Al-Hasakeh	Be'r Al-Hulo Al-Wardeyyeh	4/8	Aleppo	Haritan	0/8	Ar-Raqqa	Tell Abiad	15/26	Idleb	Idleb	14/15
Al-Hasakeh	Darbasiyah	4/16	Aleppo	Jandairis	41/44	Deir-ez-Zor	Basira	13/14	Idleb	Janudiyeh	8/12
Al-Hasakeh	Hole	10/11	Aleppo	Jarablus	7/35	Deir-ez-Zor	Deir-ez-Zor	0/6	Idleb	Jisr-Ash-Shugur	21/39
Al-Hasakeh	Jawadiyah	3/28	Aleppo	Ma'btali	1/25	Deir-ez-Zor	Hajin	5/7	Idleb	Kafr Nobol	3/26
Al-Hasakeh	Qahtaniyyeh	5/29	Aleppo	Mare'	0/6	Deir-ez-Zor	Khasham	4/4	Idleb	Kafr Takharim	3/10
Al-Hasakeh	Quamishli	7/16	Aleppo	Menbij	49/60	Deir-ez-Zor	Kisreh	37/39	Idleb	Khan Shaykun	0/2
Al-Hasakeh	Ras Al Ain	1/20	Aleppo	Nabul	0/1	Deir-ez-Zor	Sur	13/17	Idleb	Ma'arrat An Nu'man	1/30
Al-Hasakeh	Tal Hmis	12/23	Aleppo	Raju	26/50	Deir-ez-Zor	Susat	1/5	Idleb	Maaret Tamsrin	13/22
Al-Hasakeh	Ya'robiyah	8/17	Aleppo	Sarin	73/90	Deir-ez-Zor	Thiban	8/11	Idleb	Mhambal	7/22
Aleppo	A'zaz	4/16	Aleppo	Sharan	17/31	Hama	Madiq Castle	0/2	Idleb	Qourqeena	13/17
Aleppo	Abu Qalqal	11/19	Aleppo	Sheikh El-Hadid	4/13	Hama	Ziyara	0/3	Idleb	Salqin	12/26
Aleppo	Afrin	18/37	Aleppo	Suran	12/25	Idleb	Abul Thohur	2/7	Idleb	Sanjar	3/6
Aleppo	Aghtrin	11/40	Aleppo	Zarbah	3/13	Idleb	Ariha	3/34	Idleb	Saraqab	2/24
Aleppo	Ain al Arab	19/28	Ar-Raqqa	Al-Thawrah	0/2	Idleb	Armanaz	7/14	Idleb	Sarmin	0/1
Aleppo	Al Bab	1/22	Ar-Raqqa	Ar-Raqqa	56/79	Idleb	Badama	9/12	Idleb	Teftnaz	2/7
Aleppo	Ar-Ra'ee	2/30	Ar-Raqqa	Ein Issa	28/46	Idleb	Bennsh	3/4			
Aleppo	Atareb	25/30	Ar-Raqqa	Jurneyyeh	12/42	Idleb	Dana	0/20			
Aleppo	Bulbul	2/33	Ar-Raqqa	Karama	20/28	Idleb	Darkosh	0/9			

Data source: REACH - Humanitarian Situation Overview of Syria (HSOS)

Humanitarian Situation Overview in Syria (HSOS) August 2019

FOOD SECURITY & LIVELIHOODS IN NORTHEAST SYRIA (NES)

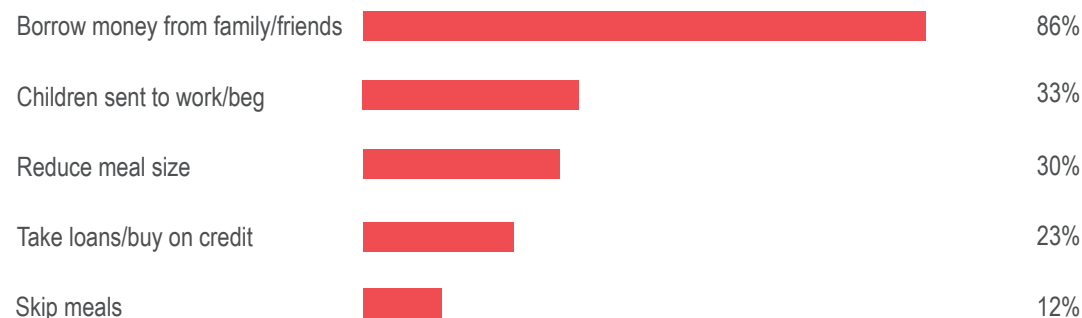
109/806 Communities reported having received food distributions in the last month.

154/806 Communities reported that residents were unable to access shops and markets.

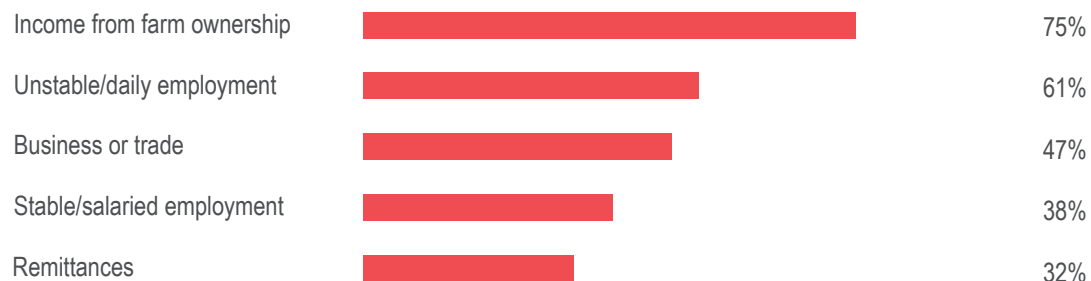
0/806 Communities reported that residents used extreme food-based coping strategies to deal with insufficient income.¹

From 50,000 to 100,000 SYP Most commonly reported household monthly income range.²

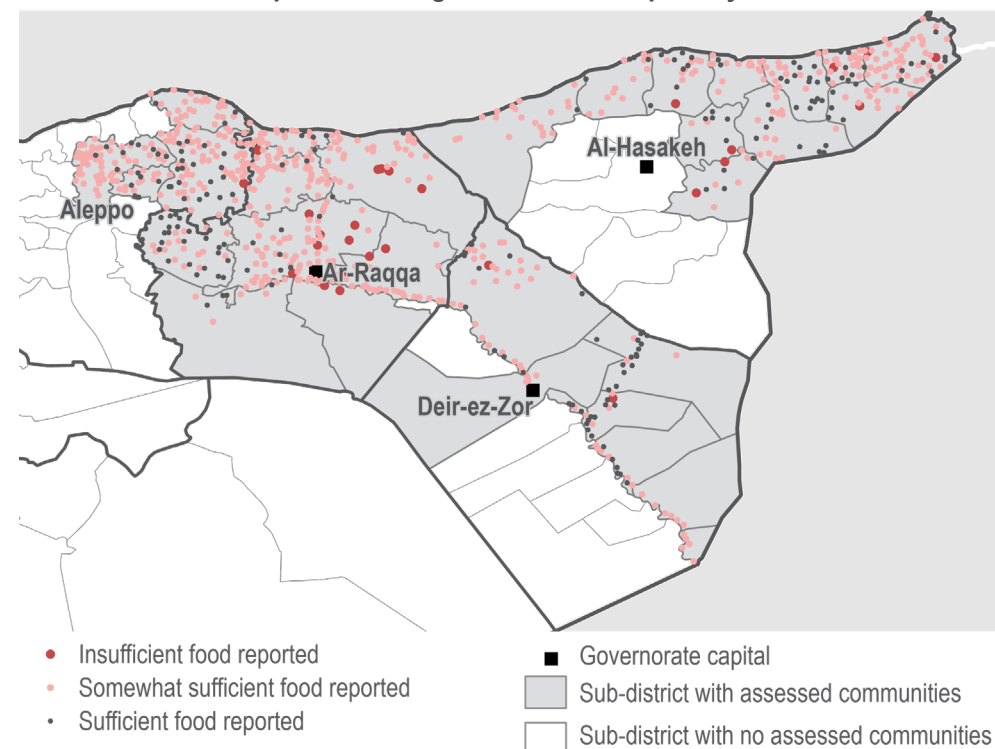
69 communities reported that residents had enough income to cover household needs. The most commonly reported coping strategies to deal with a lack of income in the remaining **737** assessed communities were:^{3,4,5}



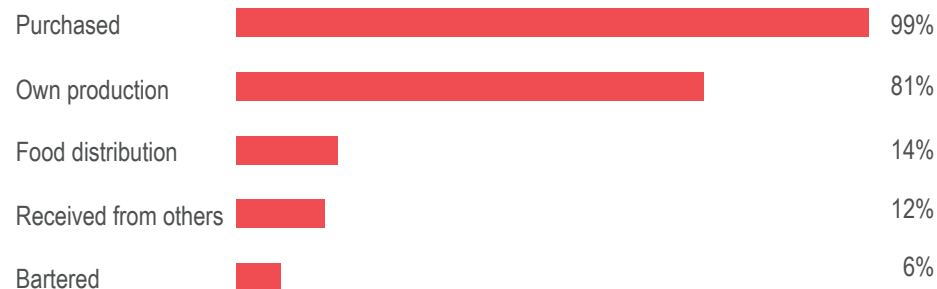
Most commonly reported main sources of income:^{3,4}



Communities that reported having an insufficient quantity of food:⁶



Most commonly reported ways of obtaining food:^{3,4}



Humanitarian Situation Overview in Syria (HSOS) August 2019

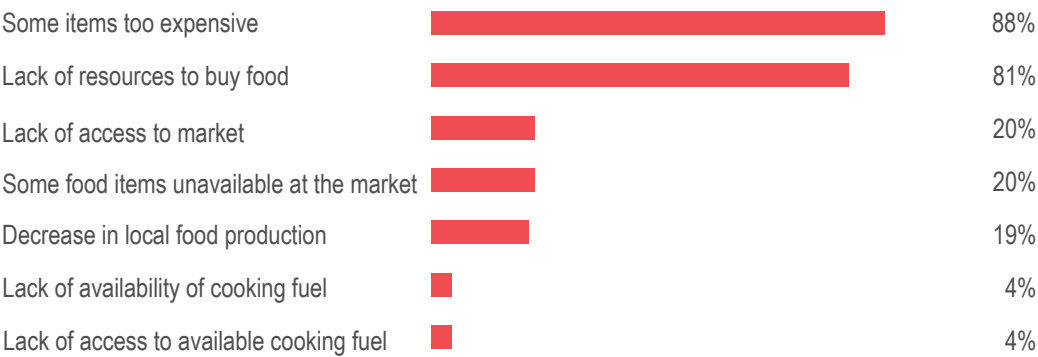
FOOD SECURITY & LIVELIHOODS IN NES

Core food item prices reported (in SYP):^{2,7}

Food item:	Regional average price in August 2019:	One month change:	Six month change:
Bread (8 pieces)	140	-3%	+40%
Rice (1 kilogram)	500	0%	+18%
Lentils (1 kilogram)	400	+7%	+33%
Sugar (1 kilogram)	350	0%	+8%
Cooking oil (1 litre)*	4,900	+11%	+24%

*includes the combined vegetable oil and ghee prices

49 communities reported that residents experienced no challenges in accessing food. The most common difficulties experienced in the remaining 757 assessed communities were:^{3,4,5}



Humanitarian Situation Overview in Syria (HSOS) August 2019

FOOD SECURITY & LIVELIHOODS IN NORTHWEST SYRIA (NWS)

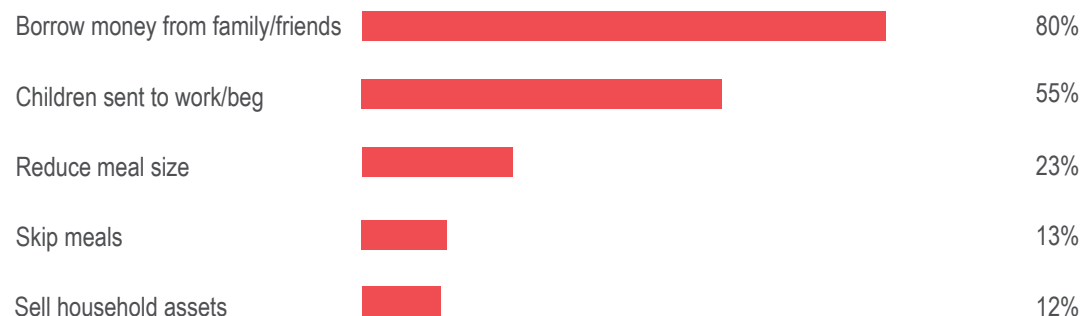
246/922 Communities reported having received food distributions in the last month.

181/922 Communities reported that residents were unable to access shops and markets.

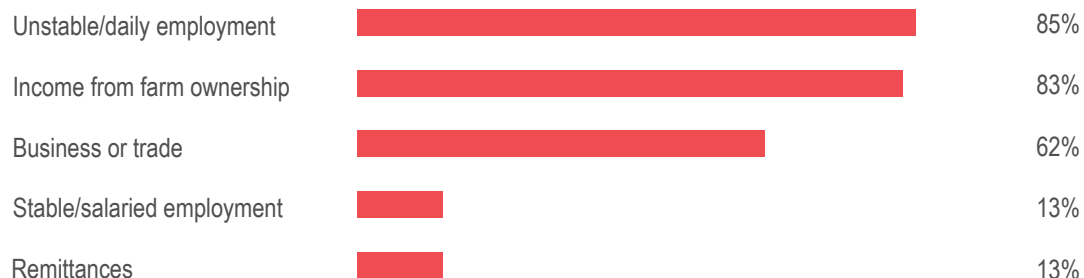
0/922 Community reported that residents used extreme food-based coping strategies to deal with insufficient income.¹

Less than 50,000 SYP Most commonly reported household monthly income range.²

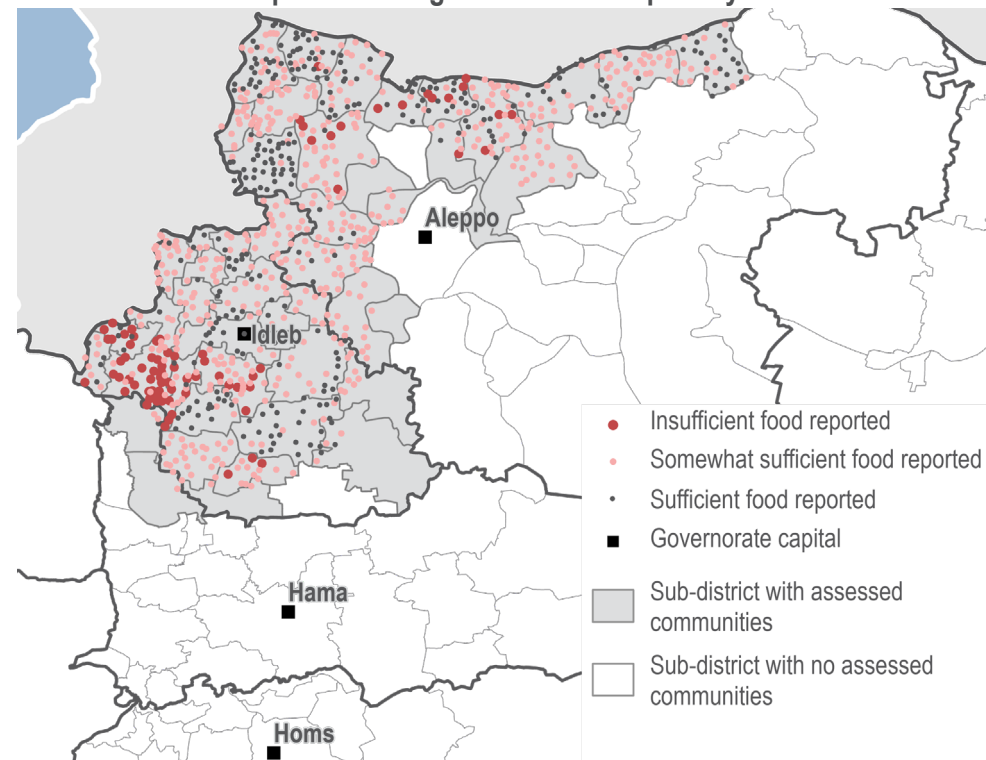
132 communities reported that residents had enough income to cover household needs. The most commonly reported coping strategies to deal with a lack of income in the remaining **790** assessed communities were:^{3,4,5}



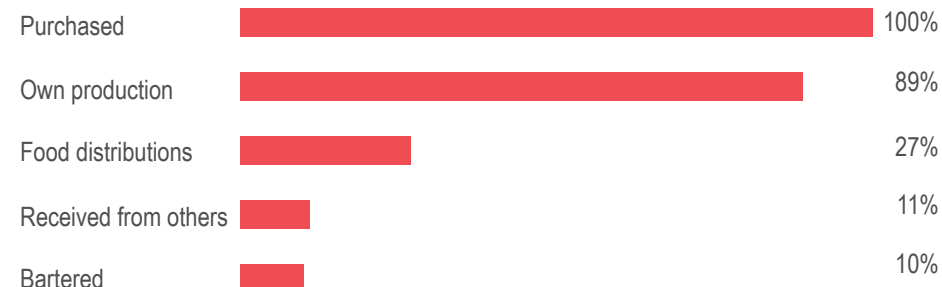
Most commonly reported main sources of income:^{3,4}



Communities that reported having an insufficient quantity of food:⁶



Most commonly reported ways of obtaining food:^{3,4}



Humanitarian Situation Overview in Syria (HSOS) August 2019

FOOD SECURITY & LIVELIHOODS IN NWS

Core food item prices reported (in SYP):^{2,7}

Food item:	Regional average price in August 2019:	One month change:	Six month change:
Bread (8 pieces)	160	0%	+7%
Rice (1 kilogram)	338	-4%	+8%
Lentils (1 kilogram)	275	-8%	+5%
Sugar (1 kilogram)	326	0%	+17%
Cooking oil (1 litre)*	3,959	+3%	+3%

*includes the combined vegetable oil and ghee prices

METHODOLOGY

HSOS data collection is conducted through an enumerator network in accessible locations throughout Idleb, Aleppo, northern Hama, Deir-ez-Zor, Ar-Raqqa, and Al-Hasakeh governorates. REACH enumerators are based inside Syria and interview Key Informants (KIs) directly in the community about which they are reporting. Where access and security constraints render direct data collection unfeasible, some KI interviews are conducted remotely through participants identified in camps and settlements in neighbouring countries by REACH field teams. Participants contact multiple KIs in their community in Syria to collect information about their community. KIs are asked to report at the community level. This factsheet presents information gathered in 1,728 communities. Data was collected during the month of September 2019, and refers to the situation in August 2019.

KIs generally included local council members, Syrian NGO workers, medical professionals, teachers, shop owners and farmers, among others, and were chosen based on their community-level or sector specific knowledge. In cases where KIs disagree on a certain piece of information, enumerators triangulate the data with secondary sources or select the response provided by the KI with the more relevant sector-specific background. For each question asked, confidence levels are assigned based on the KIs area of expertise and knowledge of the sector-specific situation. The confidence levels associated with each question are presented in the [final dataset](#). The full confidence matrix used to assign confidence levels is available upon request.

Findings are triangulated through secondary sources, including news monitoring and humanitarian reports. Where necessary, follow-up is conducted with enumerators and participants. Findings are indicative rather than representative, and should not be generalised across the region.

161 communities reported that residents experienced no challenges in accessing food. The most common difficulties experienced in the remaining **761** assessed communities were:^{3,4,5}

Lack of resources to buy food	87%
Some items too expensive	66%
Decrease in local food production	28%
Lack of access to market	24%
Some food items unavailable from the market	15%
Lack of access to available cooking fuel	15%
Lack of availability of cooking fuel	4%

ENDNOTES

¹ Extreme food-based strategies: eating food waste; eating non-edible plants and spending days without eating. ² According to an exchange rate of 1 USD = 614 SYP (see [Syria Market Monitoring Dataset August 2019](#)). ³ Assessed using select multiple questions. ⁴ By percentage of communities reporting. ⁵ Not all surveys have answers for every question, in these scenarios the KI or participant will input no answer. When the dataset has no answer for a particular question the reported number of assessed communities will not add up to the total number of communities assessed and percentages will be calculated based on submitted responses. ⁶ Based on KI perception of sufficiency. ⁷ Bread, rice, lentils, sugar, and cooking oil are considered core food items used in food baskets across Syria. For further information on SMEB items see [Syria Market Monitoring Dataset August 2019](#). ⁸ Inaccessible cooking fuel refers to difficulties accessing available supply; lack of accessible fuel refers to lack of supply.

About REACH

REACH facilitates the development of information tools and products that enhance the capacity of aid actors to make evidence-based decisions in emergency, recovery and development contexts. Methodologies used include primary data collection and in-depth analysis, and all activities are conducted through inter-agency aid coordination mechanisms. REACH is a joint initiative of IMPACT Initiatives, ACTED and the United Nations Institute for Training and Research - Operational Satellite Applications Programme (UNITAR-UNOSAT). For more information please visit our website: www.reach-initiative.org. You can contact us directly at: geneva@reach-initiative.org and follow us on Twitter [@REACH_info](https://twitter.com/REACH_info).