

INTRODUCTION

The Yemen Joint Market Monitoring Initiative (JMIMI) was launched by REACH in collaboration with the Water, Sanitation, and Hygiene (WASH) Cluster and the Cash and Market Working Group (CMWG) to support humanitarian actors with the harmonisation of price monitoring among all cash actors in Yemen. With the current global COVID-19 pandemic, REACH has adapted the JMIMI to begin assessing the potential impact of the pandemic on markets and on respondent businesses. The JMIMI continues to collect price data for fuel, water, and hygiene products, including all the components of the WASH Survival Minimum Expenditure Basket (SMEB). In addition, new indicators specific to the COVID-19 crisis and its potential impact on markets are now being tracked on a bi-weekly basis from April 2020.* Findings of this factsheet are based on 222 surveys with vendor key informants (KIs) and are indicative only. Additional methodology can be found in the [full JMIMI fact sheet](#).

*June Round 1 - June 14th to June 18th, June Round 2 - June 28th to July 2nd

KEY FINDINGS: 28 JUNE - 2 JULY, 2020

- There have reportedly been minimal store closures in the two weeks prior to data collection.
- Nearly 72% of vendors reported facing additional difficulties obtaining petrol. 64% of vendors also reported that Diesel was difficult to obtain.
- Price inflation is still the most commonly reported economic issue when obtaining fuel, WASH items, and water trucking services.
- The price of water trucking was reported to have decreased by 26%, which has resulted in a decrease in the overall SMEB cost by 17%.
- Restocking times for WASH goods were higher than fuel restocking times.
- The ability of vendors to adapt to 50% and 100% demand increases has reportedly continued to decrease.

Price tracking for key items: 3 months (YER)

Items	March 2020	June (Round 1) 2020	June (Round 2) 2020	Change (from June Round 1)
WASH SMEB*	11300	14903	12320	-17.3%
Soap (100g)	150	158	150	-5.1%
Laundry powder (100g)	120	118	120	+1.7%
Sanitary napkins (10 Pack)	512	520	550	+5.8%
Water trucking (1m ³)	2000	3125	2000	-26.4%
Petrol (1L)	365	295	315	+6.8%
Diesel (1L)	430	345	345	0.0% [^]
Bottled water (0.75L)	138	139	150	+7.9%
Treated water (10L)	120	100	100	0.0% [^]
Bleach (1L)	NA	750	690	-8.0%

*Contains soap (10.5 Kg), laundry powder (2 Kg), sanitary napkins (20 units), and water (3.15 m³)

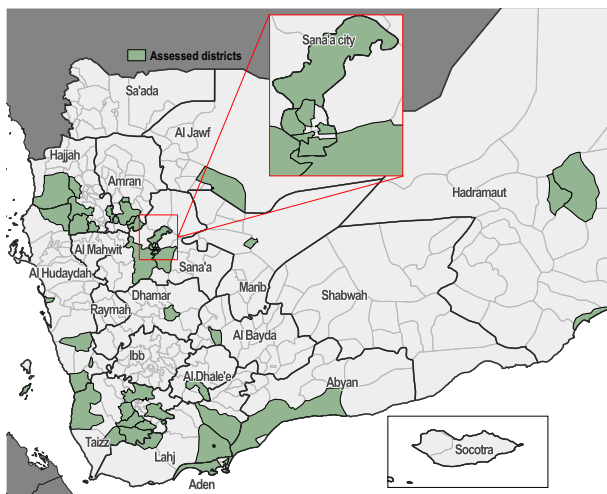
[^] High volatility in the governorate prices

Exchange rate (YER/USD)*

Governorate	March 2020	June (Round 1) 2020	June (Round 2) 2020
Abyan	658 (658)	NA	745 (745)
Aden	658 (658)	720 (735)	744 (740)
Al Bayda	596 (596)	610	617
Al Dhale'e	654 (656)	701 (730)	710 (750)
Al Hudaydah	595 (597)	691 (748)	620
Al Jawf	650	618	670
Amran	595	730 (725)	618
Dhamar	595	730	622
Hadramaut	NA	620 (682)	745
Hajjah	594	671 (713)	615
Ibb	592	NA	NA
Lahj	654 (654)	620 (688)	744 (744)
Marib	628	677 (735)	740
Sa'ada	598	750	NA
Sana'a	595	687 (730)	618
Sana'a City	598 (628)	711 (730)	617
Taizz	654 (656)	701 (730)	740 (740)

*Exchange rate for the new currency released last year is in parenthesis

ASSESSED DISTRICTS



COVID-19 MARKET INDICATORS

Business closures

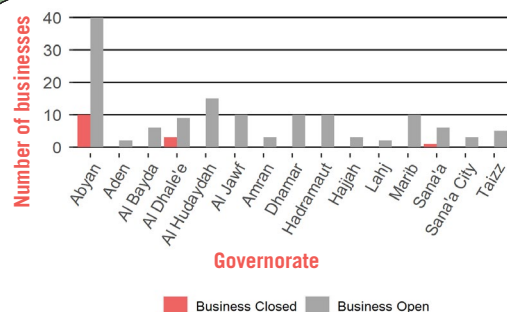
Average Number of Nearby Businesses Open[^]



Average Number of Nearby Businesses Closed[^]



Average business closures by governorate[^]



[^]Average number of open/closed businesses within a two minute walk reported in the prior two weeks due to COVID-19.

Impact of COVID-19 on respondents' businesses

Overall, **79** respondents indicated that there has been a **decrease** in the amount of customers they have seen over the two weeks prior to data collection, while **58** respondents saw an **increase** in the amount of customers. The graph to the right shows the amount of businesses that have seen change in the number of customers in the two weeks prior to data collection.

Of the **222** respondents surveyed, **39** respondents [**17.5%**], stated that they had difficulty obtaining key commodities due to disruptions caused by COVID-19 (was **24.4%** in June Round 1).

Top 3 most difficult goods to obtain according to vendors*

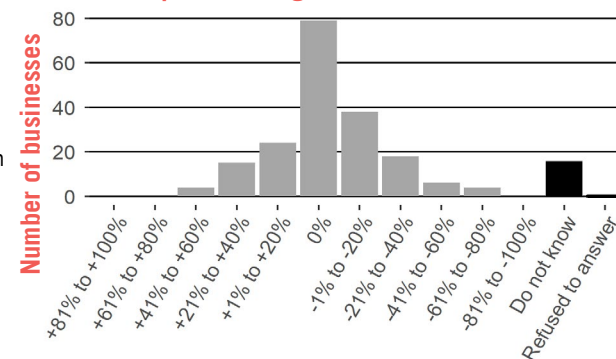
Petrol	71.9%
Diesel	64.1%
Cooking gas	46.1%

Previous JMIMI List

Petrol	52.6%
Diesel	47.4%
Cooking gas	35.1%

*Based on the responses from the 17.5% of vendors who had difficulty obtaining goods due to COVID-19.

Reported change in amount of customers



Top 3 COVID-19 related constraints according to vendors*

Not enough supply of goods	43.5%
More check points and fees	41.0%
Transportation is blocked	38.4%

Previous JMIMI List

Imported item less available	40.4%
Not enough demand	29.8%
Not enough supply / Transportation / Increased checkpoints	28.1%

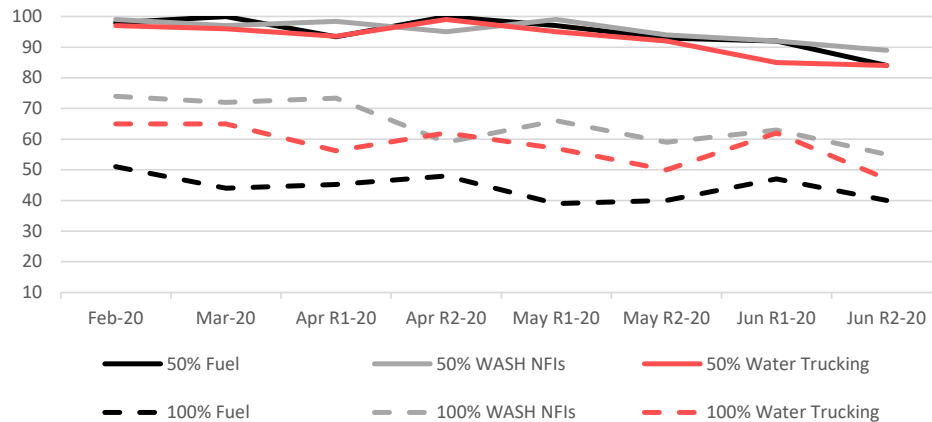
*Based on the responses from the 17.5% of vendors who had difficulty obtaining goods due to COVID-19.

MARKET INDICATORS AND PRICES

Vendor capacity to respond to a sudden increase in demand

To understand vendor capacity to cope with sudden increases in the demand for water trucking, fuel, and WASH items, vendor KIs were asked if they would be able to increase their stock by 50% and 100% respectively.

Proportion of Vendors able to absorb a 50% and 100% increase in demand for key items



Average reported restocking time (days)*

Governorate	Fuel Items	WASH Items
Abyan	10 (NA)	4 (NA)
Aden	2 (0)	2 (-4)
Al Bayda	NA (NA)	NA (NA)
Al Dhale'e	7 (NA)	5 (NA)
Al Hudaydah	9 (2)	10 (6)
Al Jawf	2 (-3)	4 (2)
Amran	NA (NA)	14 (9)
Dhamar	1 (0)	15 (3)
Hadramaut	2 (-2)	2 (-1)
Hajjah	10 (2)	13 (3)
Lahj	3 (-3)	4 (-1)
Marib	16 (-1)	25 (21)
Sana'a	NA (NA)	NA (NA)
Sana'a City	4 (-1)	4 (-3)
Taizz	5 (-1)	5 (0)

Top 3 reported economic constraints for fuel vendors*

Price inflation	67.2%
Transportation	35.2%
Insecurity & instability	27.2%

Top 3 reported economic constraints for WASH NFI vendors*

Price inflation	67.2%
Transportation	34.5%
Shortage of demand	22.2%

Top 3 reported economic constraints for water trucking vendors*

Price inflation	66.2%
Shortage of demand	35.1%
Transportation	20.8%

*Change in days from June Round 1 JMMI in brackets, the negative indicates reduction in restocking time in dates.

*Values do not add up to 100% as vendor KIs were allowed to select multiple options. Shortage of demand was 7% for fuel and 16.5% for water trucking

Median commodity prices per governorate, June 28th - July 2nd 2020 (YER)

Governorate	Petrol (1L)	Diesel (1L)	Bottled water (0.75L)	Treated water (10L)	Bleach (1L)	Soap (1 Unit)	Laundry powder (100g)	Sanitary napkins (10)	Water trucking (1m³)	WASH SMEB
Abyan	300	325	200	100	820	168	100	556	2700	13381
Aden	280	290	200	100	750	150	100	550	1200	8455
Al Bayda	NA	345	100	165	NA	NA	NA	NA	NA	NA
Al Dhale'e	295	310	150	150	1000	200	100	450	2250	12088
Al Hudaydah	NA	NA	160	NA	460	130	130	460	NA	NA
Al Jawf	750	NA	200	1000	550	250	100	780	1500	10910
Amran	NA	NA	130	120	700	150	120	500	1000	8125
Dhamar	750	850	150	500	750	150	120	500	1000	8125
Hadramaut	285	305	100	545	750	183	120	550	4000	18022
Hajjah	1500	750	125	NA	500	150	125	550	3250	15412
Lahj	300	325	200	175	550	200	114	575	1500	10255
Marib	175	325	65	50	750	150	130	550	1000	8425
Sana'a	NA	345	100	165	NA	NA	NA	NA	NA	NA
Sana'a City	295	345	100	100	400	120	120	550	6000	23660
Taizz	325	350	150	100	773	150	120	532	3300	15433

Payment modalities accepted by vendors*

Modality	Fuel Vendors	WASH NFI Vendors	Water Trucking Vendors
Cash	100% (+0.1%)	98.7% (-0.7%)	100% (-)
Credit	4.7% (-12.4%)	23.5% (-12.6%)	5.9% (-11%)
Credit / debit card	0.6% (-0.3%)	4.8% (+4.2%)	5.8% (+5.8%)
Mobile money	0.6% (+0.6%)	6% (+5.4%)	0% (-)
Prepaid cards	0% (-3.4%)	1.2% (+1.2%)	0% (-)
Vouchers	0% (-3.4%)	2.4% (+2.4%)	0% (-)
Other	0% (-)	0% (-)	0% (-)
Do not know	0% (-)	0% (-)	0% (-)

*The percentage change from the June Round 1 JMMI is in brackets, (-)% indicating no change.

ABOUT REACH'S COVID-19 RESPONSE

As an initiative deployed in many vulnerable and crisis-affected countries, REACH is deeply concerned by the devastating impact the COVID-19 pandemic may have on the millions of affected people we seek to serve. REACH is currently working with Cash Working Groups and partners to scale up its programming in response to this pandemic, with the goal of identifying practical ways to inform humanitarian responses in the countries where we operate. COVID-19-relevant market monitoring and market assessments are a key area where REACH aims to leverage its existing expertise to help humanitarian actors understand the impact of changing restrictions on markets and trade. Updates regarding REACH's response to COVID-19 can be found in [a devoted thread](#) on the REACH website. Contact geneva@impact-initiatives.org for further information.

PARTNER LIST



For more information, please visit our website at www.reach-initiative.org, or contact us directly at yemen@reach-initiative.org



CMWG | Intersector Cash and Market Working Group

REACH | Informing more effective humanitarian action