

INTENTIONS SURVEY

AREAS OF ORIGIN IDPs IN FORMAL CAMPS

CONTEXT AND METHODS

Throughout 2021, the rate of return of internally displaced persons (IDPs) continued to increase.¹ Nineteen formal camps have been closed or reclassified as informal by the Iraqi government since October 2020² in order to resolve protracted displacement. However, figures from December 2021 indicate that 1,186,556 people remain internally displaced, of which 182,240 individuals resided in camps across Iraq.^{3,4,5}

This constantly changing situation highlights the continuous need for comprehensive information on barriers to return and on requisite conditions that enable voluntary returns. Understanding IDPs' movement intentions and vulnerabilities may contribute to facilitating safe and durable solutions for people in protracted displacement. To address this ongoing need, REACH, in partnership with the Iraq Camp Coordination and Camp Management (CCCM) Cluster, conducted an eighth round of the in-camp

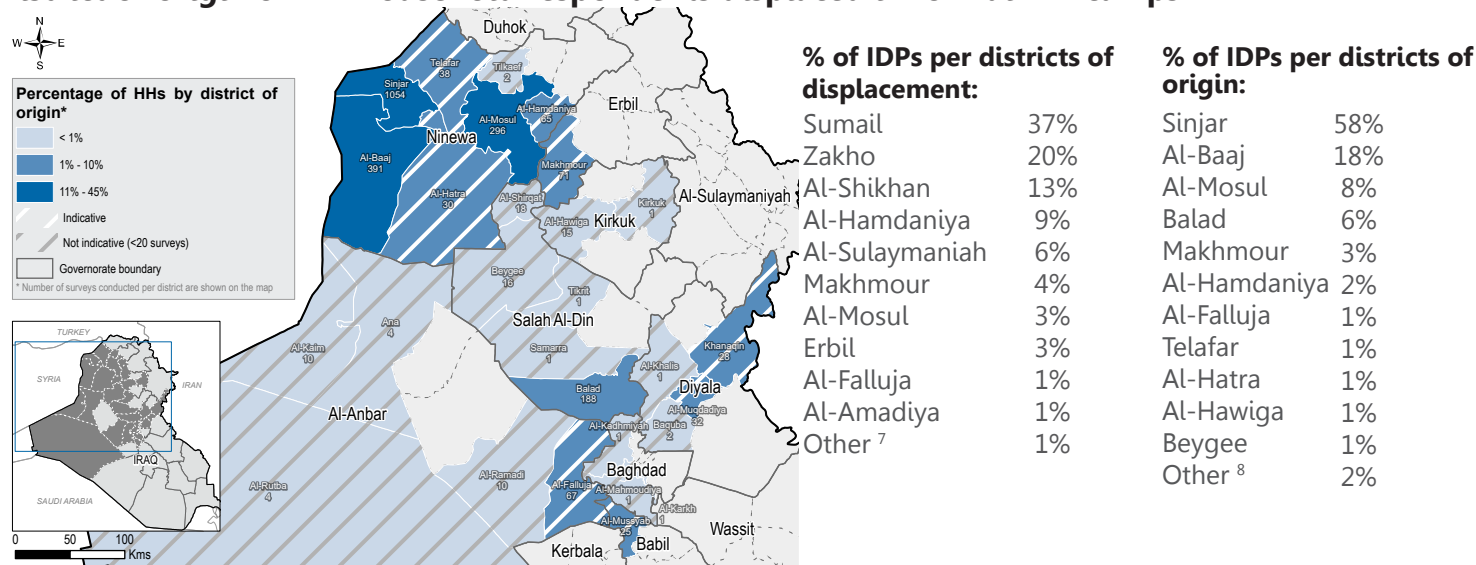
intentions survey from 16 June to 4 August 2021 in 27 formal IDP camps containing 100 or more IDP households (HHs).⁶ These factsheets present findings by governorate of displacement, with findings by [Governorate of Displacement \(GoD\)](#) shown in another set of factsheets.

REACH conducted a total of 2,373 surveys across 27 camps in 6 governorates, of which 2,064 were face-to-face household interviews and 309 were phone-based interviews. The face-to-face interviews were sampled to achieve a confidence level of 95% and a 10% margin of error. The representativeness of the phone-based samples cannot be guaranteed, and those findings should be considered as indicative only. Full details on the methodology are included in the [Terms of Reference](#).

KEY BARRIERS TO RETURN

- Overall, IDP households' intentions to return to their AoO were low:** 2% reported the intention to return in the 12 months following data collection.
- No housing in AoO (53%), unstable security situation in AoO (30%), and basic services being unavailable or inadequate (28%)** were reported as the main barriers preventing IDP households from returning to their AoO.
- Safety conditions: 89% of households perceived their AoO to be unsafe**, of which most households reported it was due to the fear of armed actors (44%), fear of extremist groups (39%), poor infrastructure (buildings and roads) (32%), and the fear of community violence (21%).
- Shelter conditions in AoO: 42% reported their housing was completely destroyed**, and 32% heavily damaged.
- Livelihood opportunities: 55% reported the availability of livelihood opportunities in their AoO**, of which most reported the availability of jobs in the government (31%) and agriculture (28%).
- Basic services: 58% reported that no basic services were available in their AoO.** The services least reported to be available were waste disposal (14%), education (20%), and health services (21%).

District of origin of IDP household respondents displaced in formal IDP camps⁶



¹ Returns Dashboard, International Organization for Migration (IOM). Available [here](#).
² Camp Closure Situation Report 12, CCCM Cluster 28 January 2021, and [CCCM Masterlist](#), February 2022.

³ Displacement Tracking Matrix, International Organization for Migration (IOM). Available [here](#).

⁴ United Nations Office for the Coordination of Humanitarian Affairs (OCHA). Iraq: Humanitarian Bulletin, October 2020. Available [here](#).

⁵ CCCM, 2020. Iraq Operational Portal: June [Camp Master List and Population Flow](#).

⁶ Formal camps were selected based on camp lists provided by CCCM.

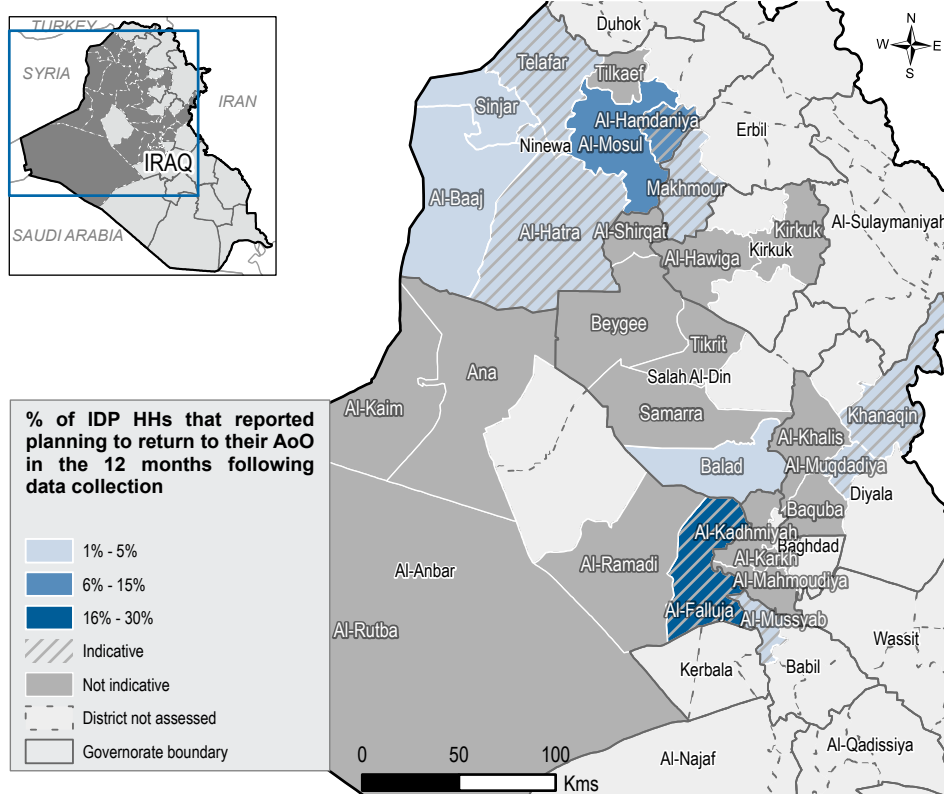
⁷ Other⁷ includes Kalar, Aqra, and Khanaqin districts.

⁸ Other⁸ includes Al-Shirqat, Al-Ramadi, Al-Kaim, Al-Musayyab, Al-Muqaddiyya, Khanaqin, Tikkaef, Ana, Al-Rutba, Kirkuk, Samarra, Al-Karkh, Al-Mahmoudiyya, Baquba, Al-Kadhmiyyah, Tikrit, and Al-Khalis districts.



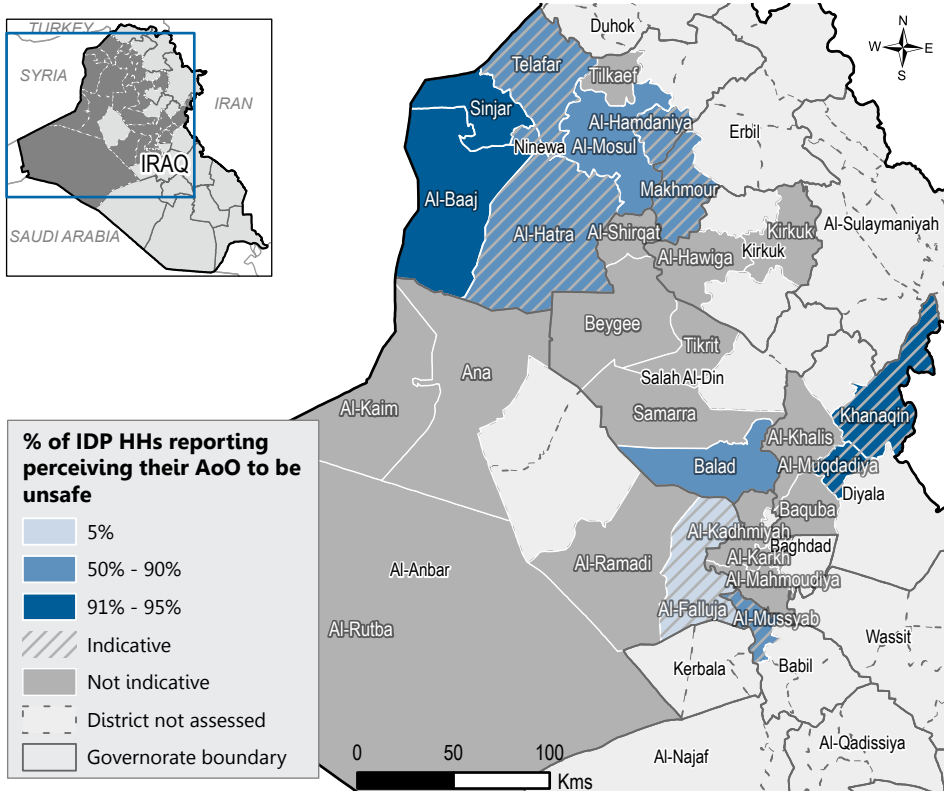
MOVEMENT INTENTIONS AND BARRIERS TO RETURN⁹

Proportion of IDP households reporting intending to stay in their area of displacement in the 12 months following data collection



At the national level, 2% of IDP households reported intending to return to their AoO within the 12 months after data collection. The highest proportions of those IDP households were from the districts of Al-Falluja (30%), Al-Hamdaniya (6%) and Al-Mosul (6%). The lowest proportions of IDP households reporting intending to return were from the districts of Al-Baaj (1%), Al-Hatra (1%), Balad (1%), Makhmour (1%), and Sinjar (2%). Nearly all IDP households from Khanaqin (93%), Al-Mussyab (92%), Al-Muqdadiya (90%), Balad (90%), and Al-Baaj (90%) reported the intention to stay in the camp of displacement within the 12 months following data collection.

Proportion of IDP households reporting perceiving their AoO to be unsafe



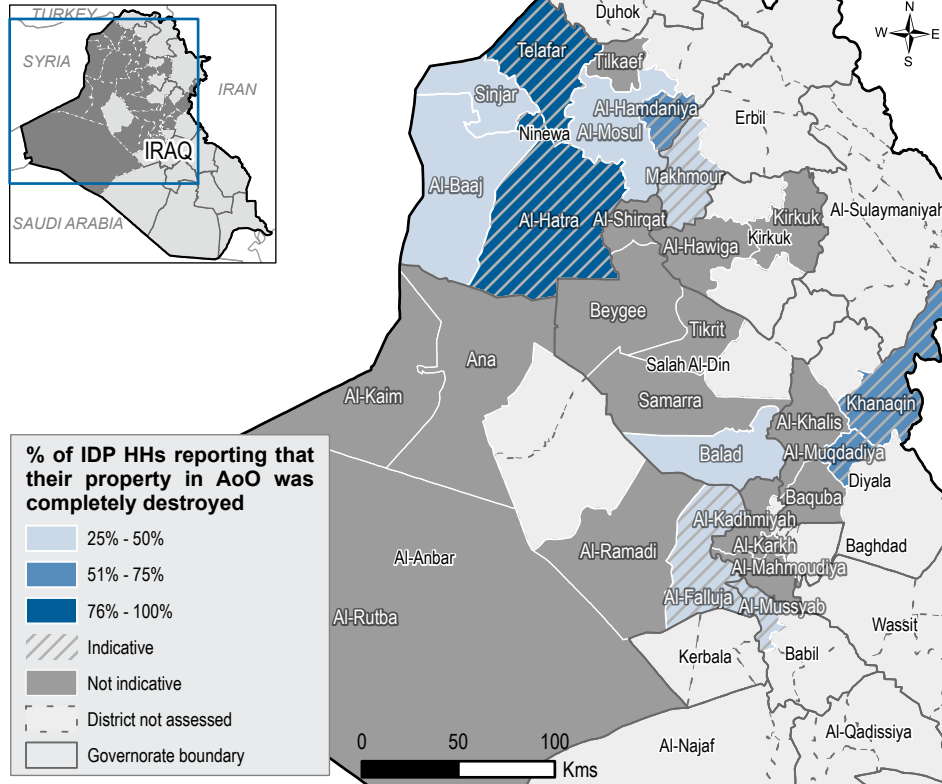
The districts of origin reported to be the most insecure according to the IDP households who were surveyed for this round were Al-Mussyab (100%), Balad (99%), Sinjar (97%), Al-Muqdadiya (93%), Makhmour (93%), Al-Baaj (93%) and Telafar (87%). Concerns in these areas were mostly related to the resurgence of ISIL and other armed attacks, as well as revenge attacks (e.g. in Sinjar and Balad), and unexploded devices and landmines (e.g. in Makhmour, Al-Mudadiya, and Telafar).^{10,11} Incidents, threats and mistrust between host community, IDPs and returnees were also reported in Al-Muqdadiya, Balad, and Telafar.¹¹

⁹ Results are representative for the following districts: Al-Baaj, Al-Mosul, Balad and Sinjar.

¹⁰ International Organization for Migration (IOM), Obstacles to returnee reintegration in Iraq: safety, security and social relations, 2021.

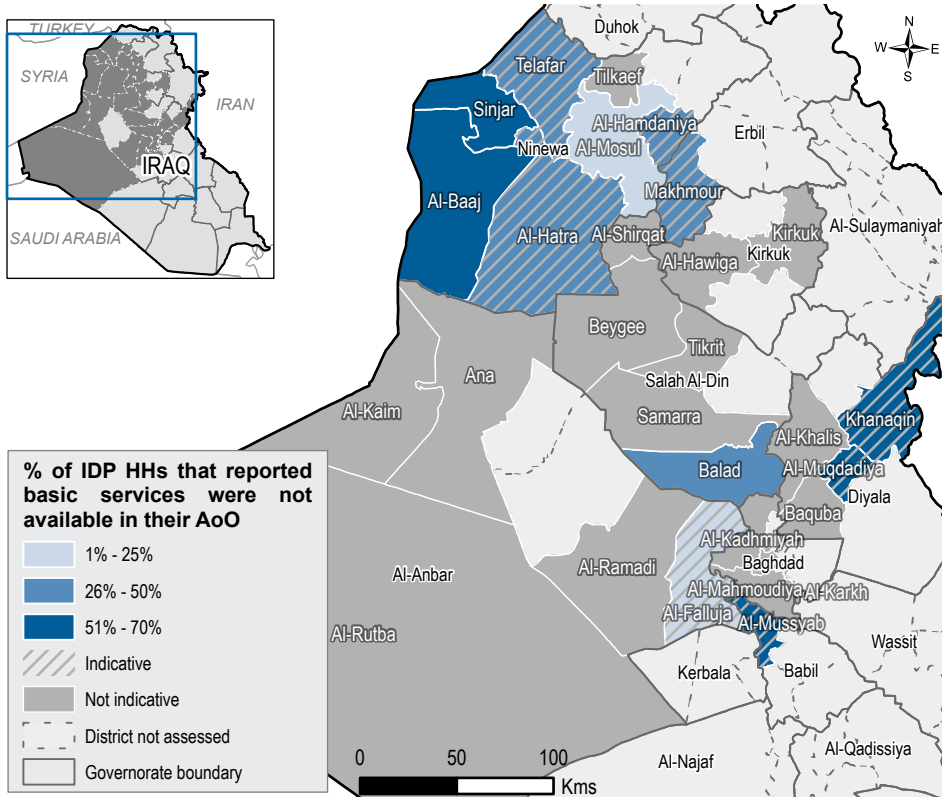
¹¹ International Organization for Migration (IOM), Overview of return in Iraq, DTM Integrated Location Assessment VI, 2021.

Proportion of IDP households reporting perceiving their housing to be completely destroyed in their AoO



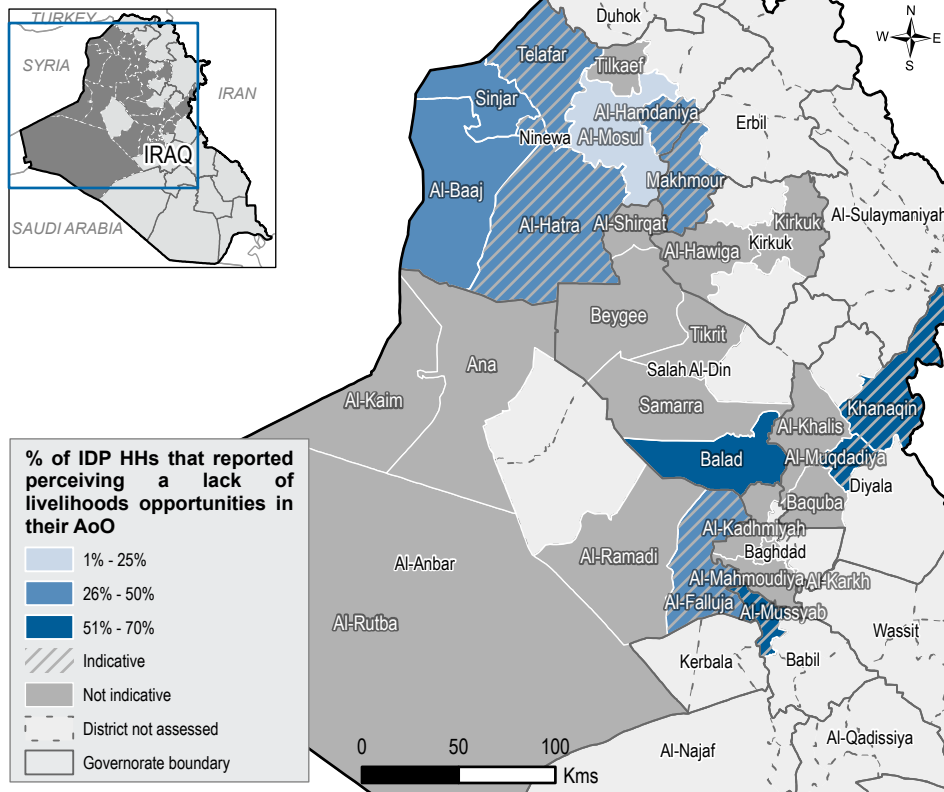
At the national level, amongst IDP households owning property, 42% of IDP households reported that their housing in their AoO was completely destroyed. The districts of origin where households were more likely to report having property completely destroyed were Telafar (79%), Al-Hatra (79%), and Khanaqin (68%). This was followed by households from the districts of Al-Hamdaniya (59%), Al-Muqdadia (57%), Al-Baaj (43%), and Sinjar (42%). In addition, households in Balad (36%), Al-Baaj (34%), and Sinjar (32%) reported their housing to be heavily damaged. The rehabilitation and reconstruction of damaged shelter was often reported as a precondition for IDPs' return to their AoO (45% of IDP households at the national level).

Proportion of IDP households reporting perceiving basic services to be unavailable in their AoO



At the national level, 42% of IDP households reported that no basic services were available in their AoO. The lack of basic services was most commonly reported by IDP households from the districts of Khanaqin (70%), Sinjar (67%), Al-Baaj (65%), Al-Muqdadia (62%), Al-Mussyab (54%), Balad (50%), and Al-Hatra (40%). The services most commonly available across all districts were water (30%) and electricity (28%), whereas the services reported least often to be available were waste disposal (14%) and education (20%). These findings highlight the need to improve information-sharing on availability and access to basic services in IDP households' AoOs.

Proportion of IDP households reporting perceiving a lack of livelihood opportunities in their AoO



At the national level, 45% of IDP households reported that no livelihood opportunities were available in their AoO. The highest proportions of IDPs reporting a lack of livelihood opportunities were IDPs originating from Balad (67%), Khanaqin (67%), Al-Muqdadiya (64%), Al-Mussyab (62%), Al-Baaj (50%), Al-Hatra (48%), Sinjar (46%), Makhmour (37%), and Al-Falluja (36%). Livelihood opportunities through government jobs (31%) and agriculture (28%) were reportedly the most commonly available at the national level. Government jobs were most frequently reported as an available livelihood opportunity in Sinjar (36%), Telafar (35%), and Al-Baaj (33%). Additionally, agriculture-related livelihood opportunities were most frequently reported in in Makhmour (54%), Al-Hamdaniya (53%) and Telafar (50%).¹²

¹² Respondents could provide multiple responses. Therefore, results may exceed 100%.

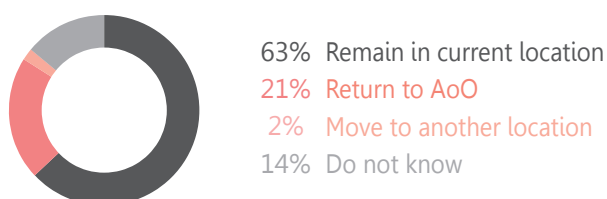
AL-ANBAR GOVERNORATE

AREAS OF ORIGIN IDPs IN FORMAL CAMPS

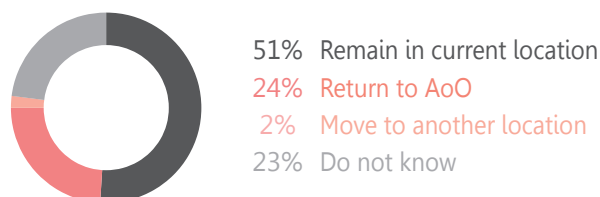
KEY BARRIERS TO RETURN

- Returns:** 21% of IDP households reported intending to return to their AoO in the 3 months following data collection, and 24% reported intending to do so in the 12 months following data collection.
- Barriers to return:** The most commonly reported reasons for not returning were lack of livelihood/income generating activities in AoO (52%), lack of financial means to return and restart (45%), and owned house being damaged/destroyed (34%). To enable returns, households reported the need for livelihood/income generating opportunities (69%), healthcare services (52%), and rehabilitation/reconstruction of homes (42%).
- Shelter conditions:** 29% of IDP households reported that their shelter was heavily damaged, and 18% completely destroyed.
- Safety in AoO:** 20% of IDP households reported having security concerns. The most commonly reported concerns were dangerous or exploitative working conditions (10%), social exclusion or discrimination (9%), security incidents involving armed or security actors (9%), and fear of armed or security actors (7%).
- Basic services and livelihood opportunities available:** 63% of IDP households from Al-Rutba district reported that basic services were not available in their AoO. At the governorate level, 37% of IDP households reported perceiving a lack of livelihoods in their AoO.

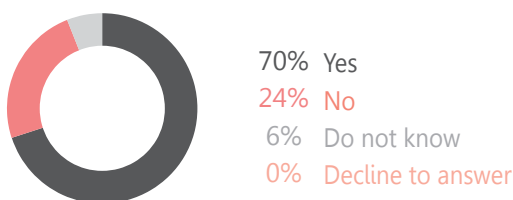
MOVEMENT INTENTIONS DURING THE 3 MONTHS FOLLOWING DATA COLLECTION



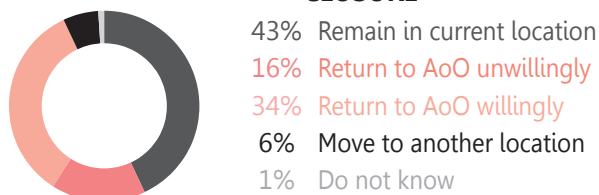
MOVEMENT INTENTIONS DURING THE 12 MONTHS FOLLOWING DATA COLLECTION



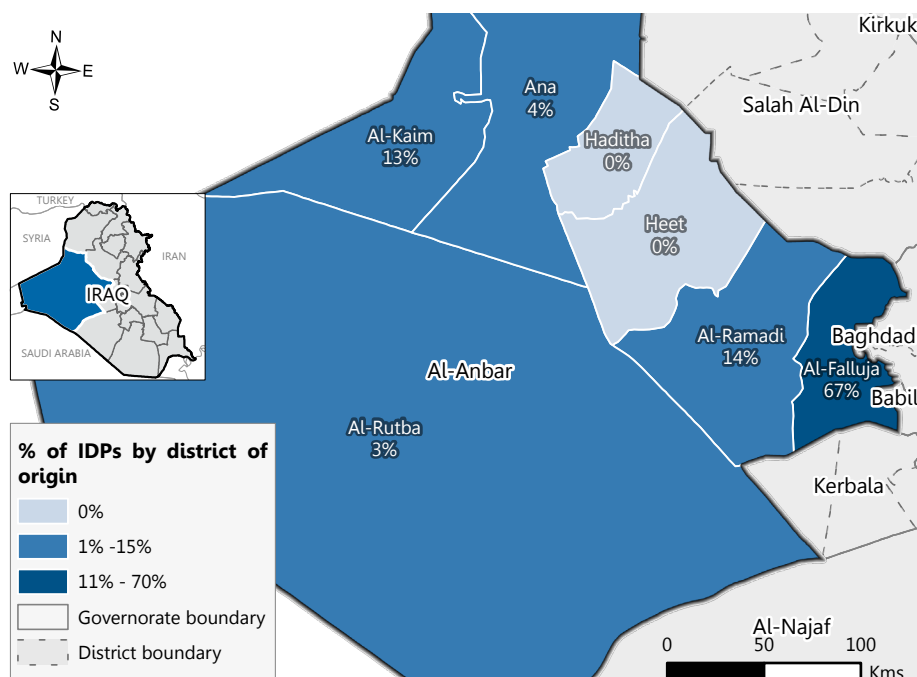
IDP HOUSEHOLDS WISHING TO RETURN TO AoO ONE DAY



IDP HOUSEHOLDS' PLANS IN CASE OF CAMP CLOSURE



DISTRICTS OF ORIGIN OF IDP HOUSEHOLDS ORIGINATING FROM ANBAR GOVERNORATE



12-MONTH MOVEMENT INTENTIONS BY DISTRICT OF ORIGIN

| | Remain in current location | Return to AoO | Move to another location | Do not know |
|-------------------|----------------------------|---------------|--------------------------|-------------|
| Governorate level | 50% | 24% | 3% | 23% |
| Al-Falluja | 48% | 30% | 2% | 20% |
| Al-Kaim | 44% | 16% | 0% | 40% |
| Al-Ramadi | 55% | 4% | 8% | 33% |
| Al-Rutba | 100% | 0% | 0% | 0% |
| Ana | 70% | 30% | 0% | 0% |

REASONS NOT TO RETURN TO AREA OF ORIGIN

Among IDP households not intending to return to their AoO, the four most commonly reported reasons were:¹³

| | Lack of livelihood/ income generating activities in AoO | No financial means to return and restart | Owned house in AoO has been damaged/ destroyed | Living conditions are better in the Area of Displacement |
|-------------------|---|---|--|--|
| Governorate level | 52% | 45% | 34% | 23% |
| Al-Falluja | 62% | 36% | 42% | 25% |
| Al-Kaim | 9% | 50% | 38% | 22% |
| Al-Ramadi | 49% | 73% | 8% | 10% |
| Al-Rutba | 37% | 79% | 0% | 58% |
| Ana | 87% | 0% | 44% | 13% |

The four most commonly reported needs that would enable IDP households to return to their AoO:¹³

| | Livelihood/ income generating opportunities | Healthcare services | Rehabilitation/ Reconstruction of Homes | Non-food items |
|-------------------|---|---------------------|---|----------------|
| Governorate level | 69% | 52% | 42% | 35% |
| Al-Falluja | 66% | 52% | 45% | 32% |
| Al-Kaim | 74% | 60% | 66% | 66% |
| Al-Ramadi | 80% | 41% | 10% | 32% |
| Al-Rutba | 37% | 100% | 21% | 0% |
| Ana | 100% | 30% | 30% | 9% |

PERCEPTIONS OF SAFETY CONDITIONS IN AREA OF ORIGIN

Proportion of IDP households that reported having concerns about safety in their AoO:

| | Have no or little concern | Have concerns about safety | Do not know |
|-------------|---------------------------|----------------------------|-------------|
| Al-Falluja | 92% | 5% | 3% |
| Al-Kaim | 64% | 36% | 0% |
| Al-Ramadi | 34% | 66% | 0% |
| Al-Rutba | 0% | 63% | 37% |
| Ana | 91% | 9% | 0% |
| Governorate | 77% | 20% | 3% |

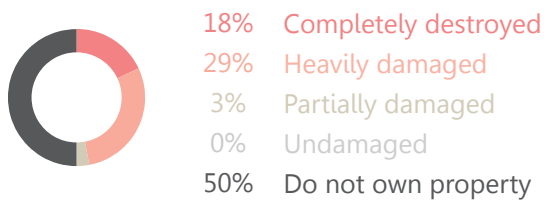
The three most reported security concerns for each district were: ¹³

| | | | |
|-----------|--|---|---|
| Al-Kaim | Dangerous or exploitative working conditions (36%) | Fear of armed or security actors (36%) | Land contaminated with explosive hazards (36%) |
| Al-Ramadi | Social exclusion or discrimination (63%) | Security incidents involving armed or security actors (47%) | Fear of extremist groups (34%) |
| Al-Rutba | Dangerous or exploitative working conditions (63%) | Poor infrastructure (63%) | Security incidents involving armed or security actors (42%) |

¹³ Respondents could provide multiple responses. Therefore, results may exceed 100%.

PERCEPTIONS OF SHELTER CONDITIONS IN AREA OF ORIGIN

Reported level of damage to shelter in AoO:

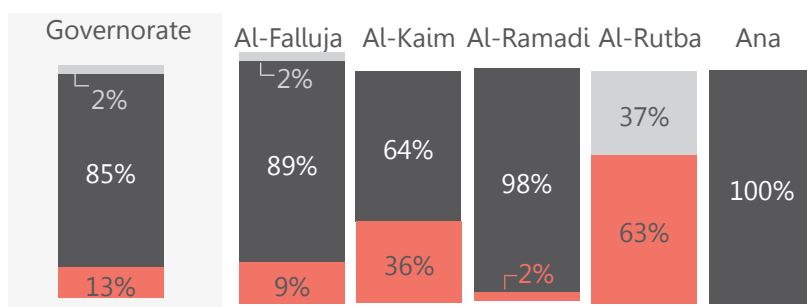


Overall, 29% of IDP households reported their house was heavily damaged, and 18% completely destroyed. Shelter damage was mainly reported in the three districts of Al-Falluja, Al-Kaim, and Al-Ramadi. However, it is worth noting that half of IDPs coming from Al-Anbar governorate reported that they did not own property.

PERCEPTIONS OF SERVICES, LIVELIHOODS AND ASSISTANCE IN AREA OF ORIGIN

Perceived availability of basic services in AoO:

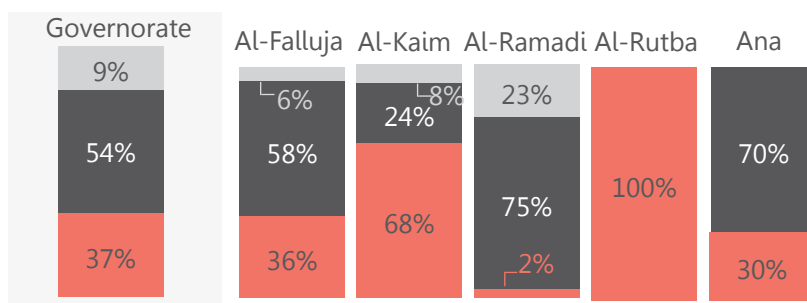
None available (Red), Some available (Dark Grey), Do not know (Light Grey)



Basic services were reported to be available in the AoO by 85% of IDP households. The services reported to be available were water (83%), health services (81%), education (80%), electricity (71%), and waste disposal (67%).

Perceived availability of livelihood opportunities in AoO:

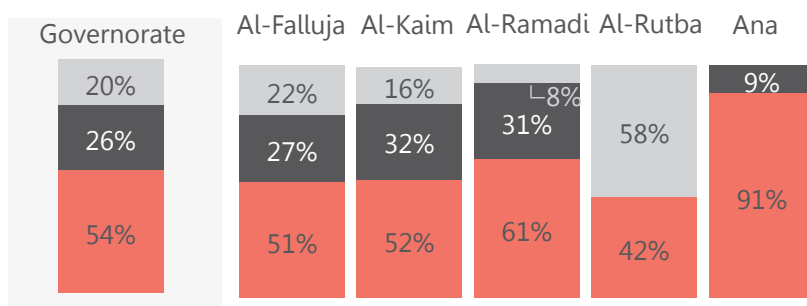
None available (Red), Some available (Dark Grey), Do not know (Light Grey)



At the governorate level, 54% of IDP households reported that they perceived some livelihood opportunities to be available in their AoO. Among them, the most reported employment sectors were: agriculture (33%), vocational (29%), and construction jobs (22%).¹⁴

Perceived availability of assistance in AoO:

None available (Red), Some available (Dark Grey), Do not know (Light Grey)



Overall, only 26% of IDP households reported that they perceived some assistance to be provided in their AoO. Among them, the most frequently reported types of assistance were: food assistance (27%), NFI distributions (13%), and cash assistance (12%).¹⁴

¹⁴ Respondents could provide multiple responses. Therefore, results may exceed 100%.

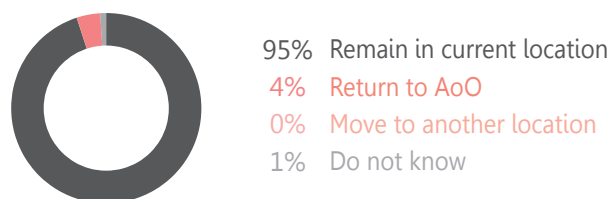
DIYALA GOVERNORATE

AREAS OF ORIGIN IDPs IN FORMAL CAMPS

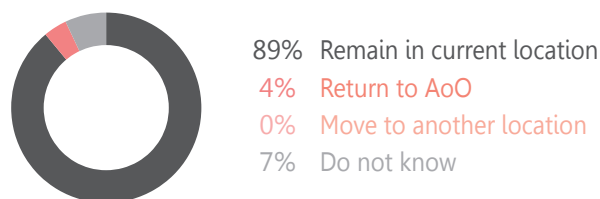
KEY BARRIERS TO RETURN

- **Returns:** only 4% of IDP households reported intending to return to their AoO in the 3 months following data collection. Similarly, 4% reported intending to do so in the 12 months following data collection.
- **Barriers to return:** The most commonly reported barriers to return were lack of basic services in AoO (59%), lack of security forces (54%), and damage to their house in AoO (41%). To enable returns, households reported the need for increasing safety and security in the AoO (79%), improving basic services (74%), rehabilitation of their homes (57%), and livelihood/income generating opportunities (54%).
- **Shelter conditions:** 38% of IDP households reported that their shelter was completely destroyed, and 12% heavily damaged.
- **Safety in AoO:** 93% of IDP households reported having security concerns, of which the most commonly reported were fear of armed or security actors (48%), poor infrastructure (38%), and social exclusion or discrimination (33%).
- **Basic services and livelihood opportunities available:** 65% of IDP households reported perceiving a lack of basic services in their AoO. Similarly, 65% of IDP households reported a lack livelihood opportunities in their AoO.

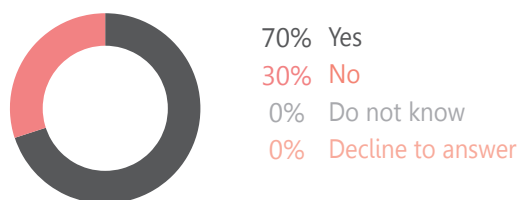
MOVEMENT INTENTIONS DURING THE 3 MONTHS FOLLOWING DATA COLLECTION



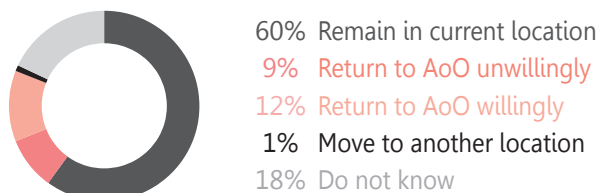
MOVEMENT INTENTIONS DURING THE 12 MONTHS FOLLOWING DATA COLLECTION



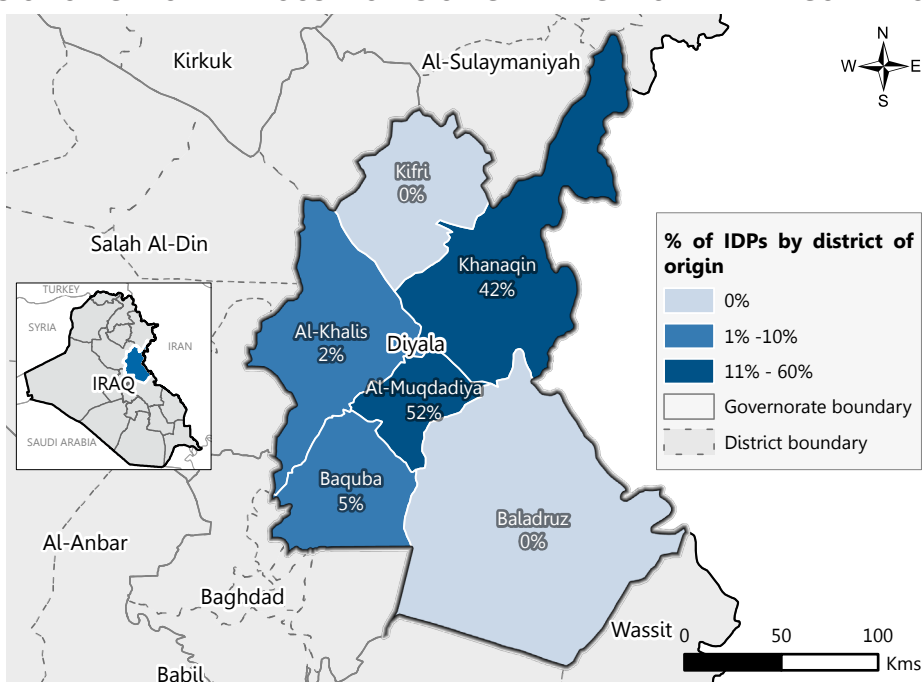
IDP HOUSEHOLDS WISHING TO RETURN TO AoO ONE DAY



IDP HOUSEHOLDS' PLANS IN CASE OF CAMP CLOSURE



DISTRICTS OF ORIGIN OF IDP HOUSEHOLDS ORIGINATING FROM DIYALA GOVERNORATE




MOVEMENT INTENTIONS BY DISTRICT OF ORIGIN

Movement intentions of IDP households during the 12 months following data collection:

| | Remain in current location | Return to AoO | Move to another location | Do not know |
|-------------------|----------------------------|---------------|--------------------------|-------------|
| Al-Muqdadia | 90% | 4% | 0% | 6% |
| Khanaqin | 93% | 4% | 0% | 3% |
| Governorate level | 89% | 4% | 0% | 7% |

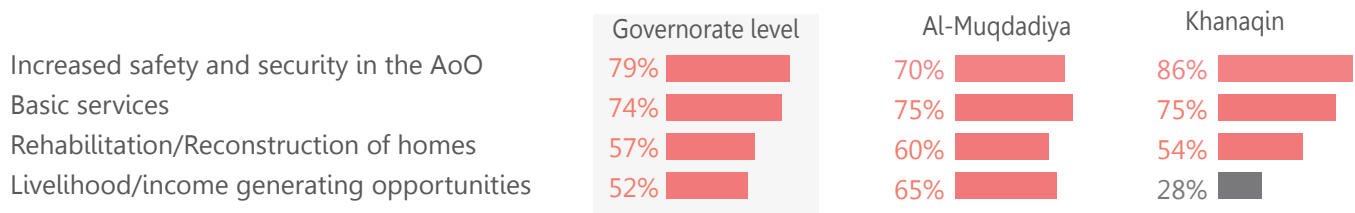
REASONS NOT TO RETURN TO AREA OF ORIGIN

Among IDP households not intending to return to their AoO, the four most commonly reported reasons were:¹⁵



NEEDS IN ORDER TO RETURN TO AREA OF ORIGIN

The four most commonly reported needs that would enable IDP households to return to their AoO:¹⁵

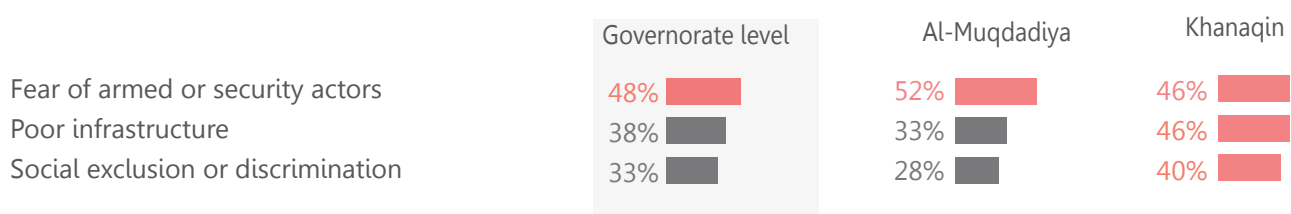


PERCEPTIONS OF SAFETY CONDITIONS IN AREA OF ORIGIN

Proportion of IDP households that reported having concerns about safety in their AoO:¹⁵

| | Have no or little concern | Have concerns about safety | Do not know |
|-------------------|---------------------------|----------------------------|-------------|
| Al-Muqdadia | 7% | 93% | 0% |
| Khanaqin | 0% | 93% | 7% |
| Governorate level | 4% | 93% | 3% |

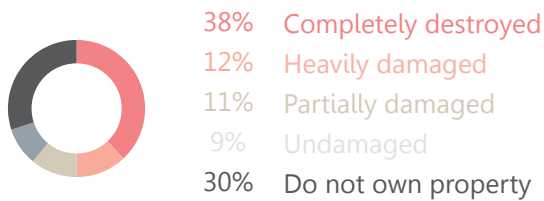
Among IDP households with safety concerns related to their AoO, the three most commonly reported reasons were:¹⁵



¹⁵ Respondents could provide multiple responses. Therefore, results may exceed 100%.

PERCEPTIONS OF SHELTER CONDITIONS IN AREA OF ORIGIN

Reported level of damage to shelter in AoO:

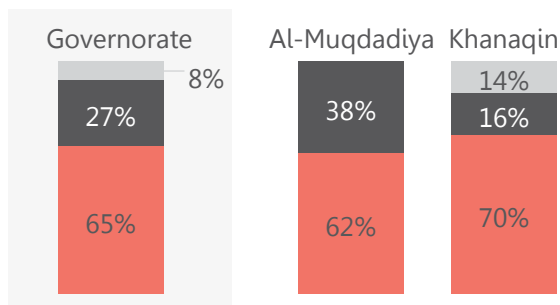


Overall, 38% of IDP households reported their house was completely destroyed and 12% heavily damaged. At the district level, reported levels of damage to housing were highest in Al-Muqdadiya district, with 37% of IDP households having reported that their house was completely destroyed and 18% that it was heavily damaged.

PERCEPTIONS OF SERVICES, LIVELIHOODS AND ASSISTANCE IN AREA OF ORIGIN

Perceived availability of basic services in AoO:

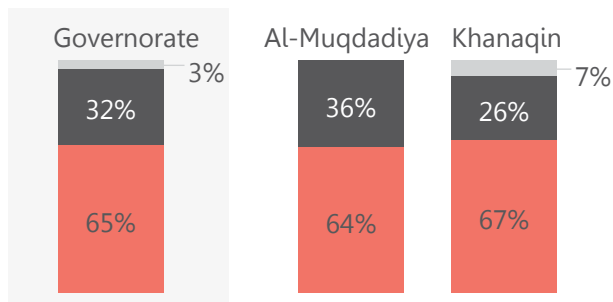
None available (Red) Some available (Dark Grey) Do not know (Light Grey)



Only 27% of IDP households reported that they perceived some basic services to be available in their AoO. The services reported to be available were water (18%), electricity (17%), and education (17%). Households from Khanaqin most often reported the absence of basic services (70%).

Perceived availability of livelihood opportunities in AoO:

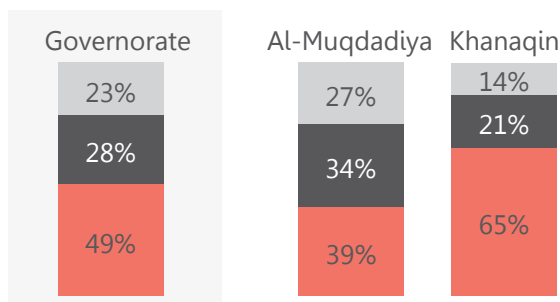
None available (Red) Some available (Dark Grey) Do not know (Light Grey)



At the governorate level, only 32% of IDP households reported that they perceived some livelihood opportunities to be available in their AoO. Among them, the most commonly reported employment sectors available were: government jobs (25%), vocational (17%), and agriculture (10%).¹⁶

Perceived availability of assistance in AoO:

None available (Red) Some available (Dark Grey) Do not know (Light Grey)



Overall, only 28% of IDP households reported that they perceived some assistance to be provided in their AoO. Among them, the most frequently reported types of assistance were food assistance (18%), cash assistance (8%), and shelter rehabilitation or reconstruction (8%).¹⁶

¹⁶ Respondents could provide multiple responses. Therefore, results may exceed 100%.

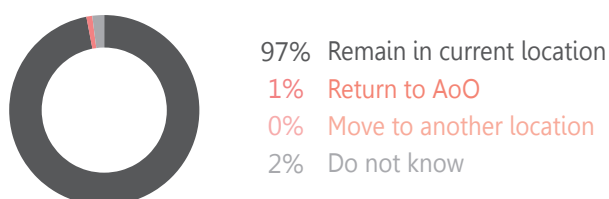
ERBIL GOVERNORATE

AREAS OF ORIGIN IDPs IN FORMAL CAMPS

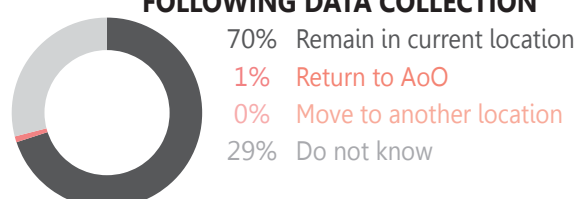
KEY BARRIERS TO RETURN

- **Returns:** 1% of IDP households reported intending to return to their AoO in the 3 months following data collection, as well as in the 12 months following data collection.
- **Barriers to return:** The most commonly reported barriers to return were lack of financial means to return (60%), lack of livelihood opportunities in AoO (51%), and insufficient basic services in AoO (33%). To enable returns, households reported the need for improved access to livelihood opportunities (67%), safety conditions (66%), and basic services (60%).
- **Shelter conditions:** 6% of IDP households reported their shelter was completely destroyed, and 5% heavily damaged.
- **Safety in AoO:** 90% of IDP households reported having safety concerns, of which mostly reported poor infrastructure (43%), fear of extremist groups (30%), and security incidents involving armed or security actors (26%).
- **Basic services and livelihood opportunities available:** 26% of IDP households reported that basic services were not available in their AoO. Additionally, 37% of households reported the absence of livelihood opportunities in their AoO.

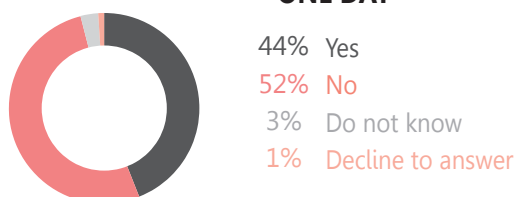
MOVEMENT INTENTIONS DURING THE THREE MONTHS FOLLOWING DATA COLLECTION



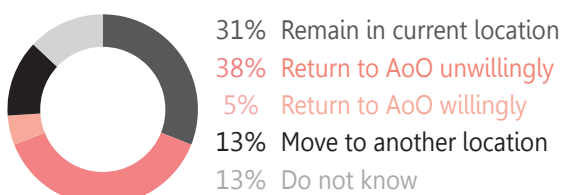
MOVEMENT INTENTIONS DURING THE 12 MONTHS FOLLOWING DATA COLLECTION



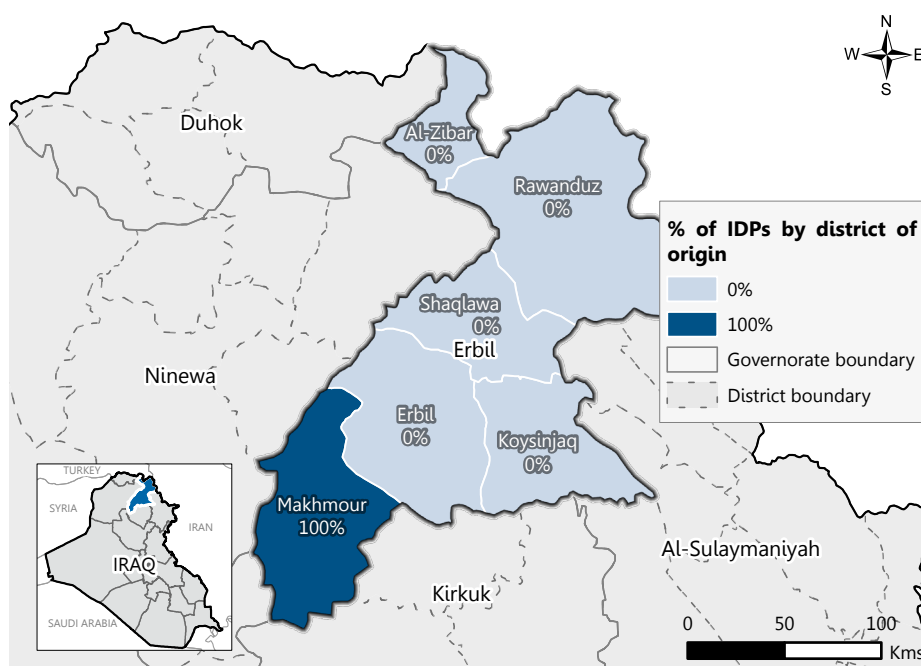
IDP HOUSEHOLDS WISHING TO RETURN TO AoO ONE DAY



IDP HOUSEHOLDS' PLANS IN CASE OF CAMP CLOSURE



DISTRICTS OF ORIGIN OF IDP HOUSEHOLDS FROM ERBIL GOVERNORATE



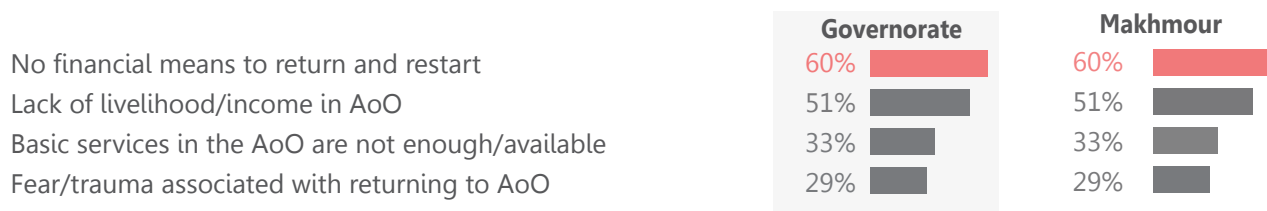
MOVEMENT INTENTIONS BY DISTRICT OF ORIGIN

Movement intentions of IDP households during the 12 months following data collection:

| | Remain in current location | Return to AoO | Move to another location | Do not know |
|-------------------|----------------------------|---------------|--------------------------|-------------|
| Makhmour | 70% | 1% | 0% | 29% |
| Governorate level | 70% | 1% | 0% | 29% |

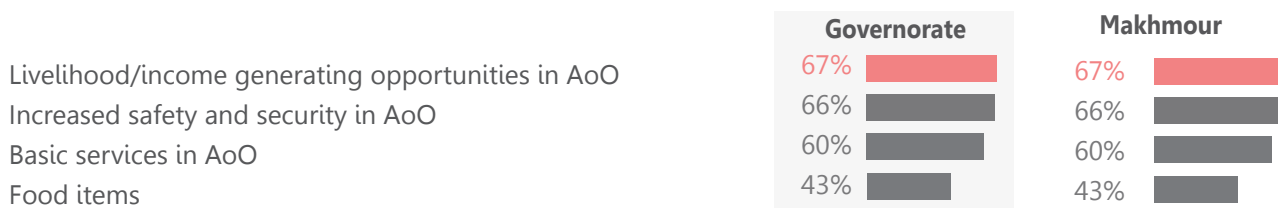
REASONS NOT TO RETURN TO AREA OF ORIGIN

Among IDP households not intending to return to their AoO, the four most commonly reported reasons were:¹⁷



NEEDS IN ORDER TO RETURN TO AREA OF ORIGIN

The four most commonly reported needs that would enable IDP households to return to their AoO:¹⁷

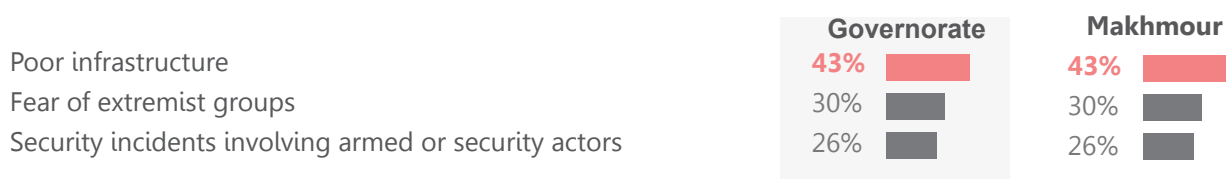


PERCEPTIONS OF SAFETY CONDITIONS IN AREA OF ORIGIN

Proportion of IDP households that reported having concerns about safety in their AoO:¹⁷

| | Have no or little concern | Have concerns about safety | Do not know |
|-------------------|---------------------------|----------------------------|-------------|
| Makhmour | 7% | 90% | 3% |
| Governorate level | 7% | 90% | 3% |

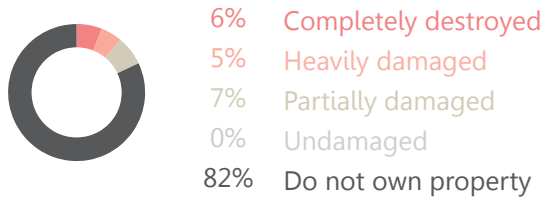
Among IDP households with safety concerns related to their AoO, the three most commonly reported reasons were:¹⁷



¹⁷ Respondents could provide multiple responses. Therefore, results may exceed 100%.

PERCEPTIONS OF SHELTER CONDITIONS IN AREA OF ORIGIN

Reported level of damage to shelter in AoO:

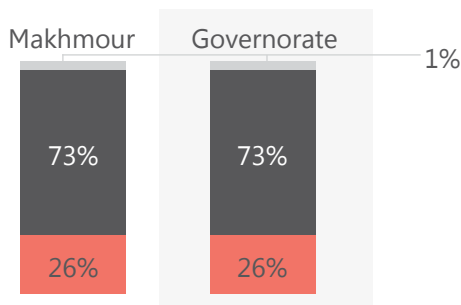


Overall, **6% of IDP households reported their house was completely destroyed and 5% heavily damaged.** However, figures were affected by the low levels of reported housing ownership for IDP households (82% of IDP households reportedly did not own property).

PERCEPTIONS OF SERVICES, LIVELIHOODS AND ASSISTANCE IN AREA OF ORIGIN

Perceived availability of basic services in AoO:

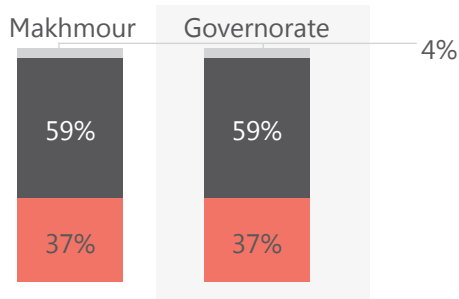
■ None available ■ Some available ■ Do not know



Seventy-three percent (73%) of IDP households reported that they perceived some basic services to be available in their AoO. The services most often perceived to be available were water (72%), electricity (66%), and education (49%). Other less reported basic services were waste disposal (42%) and health services (40%).

Perceived availability of livelihood opportunities in AoO:

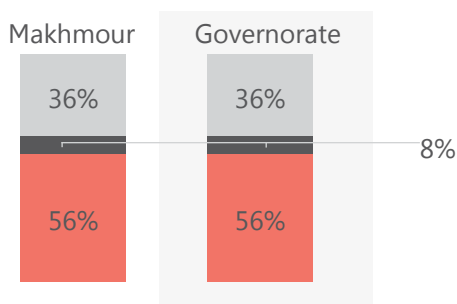
■ None available ■ Some available ■ Do not know



At the governorate level, 59% of IDP households reported that they perceived some livelihood opportunities to be available in their AoO. Among them, the most frequently reported employment sectors were: agriculture (54%), vocational jobs (40%), and government jobs (24%).¹⁸

Perceived availability of assistance in AoO:

■ None available ■ Some available ■ Do not know



Overall, **only 8% of IDP households reported that they perceived some assistance to be provided in their AoO.** Among them, the most frequently reported types of assistance were: cash assistance (6%), NFI distributions (4%), and livelihood/income generating activities (4%). The vast majority of respondents perceived no assistance to be available (56%) or didn't know (36%).¹⁸

¹⁸ Respondents could provide multiple responses. Therefore, results may exceed 100%.

NINEWA GOVERNORATE

AREAS OF ORIGIN IDPs IN FORMAL CAMPS

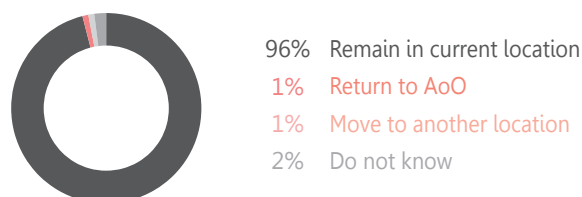
KEY BARRIERS TO RETURN

- **Returns:** 1% of IDP households reported intending to return during the 3 months following data collection, whilst 2% reported intending to do so within 12 months.
- **Barriers to return:** The most commonly reported barrier to returning was shelter damage in AoO (42%), followed by lack of livelihood opportunities (39%) and fear or trauma associated with their AoO (39%). To enable returns, households primarily indicated the need for increased safety and security in AoO (78%), improved access to basic services (67%), and the rehabilitation of their homes (48%).
- **Shelter conditions:** 26% of IDP households reported that

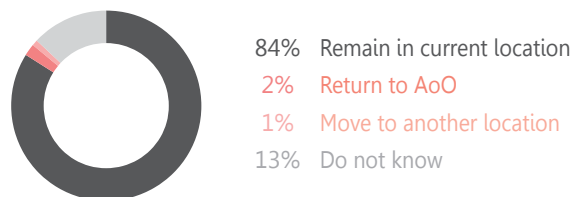
their shelter was completely destroyed and 20% heavily damaged.

- **Safety in AoO:** Just 7% of IDP households reported not having any security concerns. The most reported concerns were fear of armed actors (45%) and extremist groups (43%), followed by poor infrastructures (34%).
- **Basic services and livelihood opportunities available:** 61% of IDP households in Ninewa governorate reported that no basic services were available in their AoO.

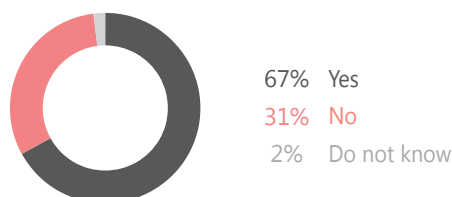
MOVEMENT INTENTIONS DURING THE THREE MONTHS FOLLOWING DATA COLLECTION



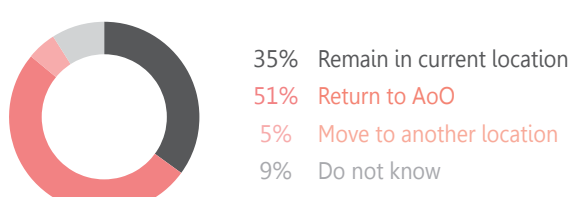
MOVEMENT INTENTIONS DURING THE 12 MONTHS FOLLOWING DATA COLLECTION



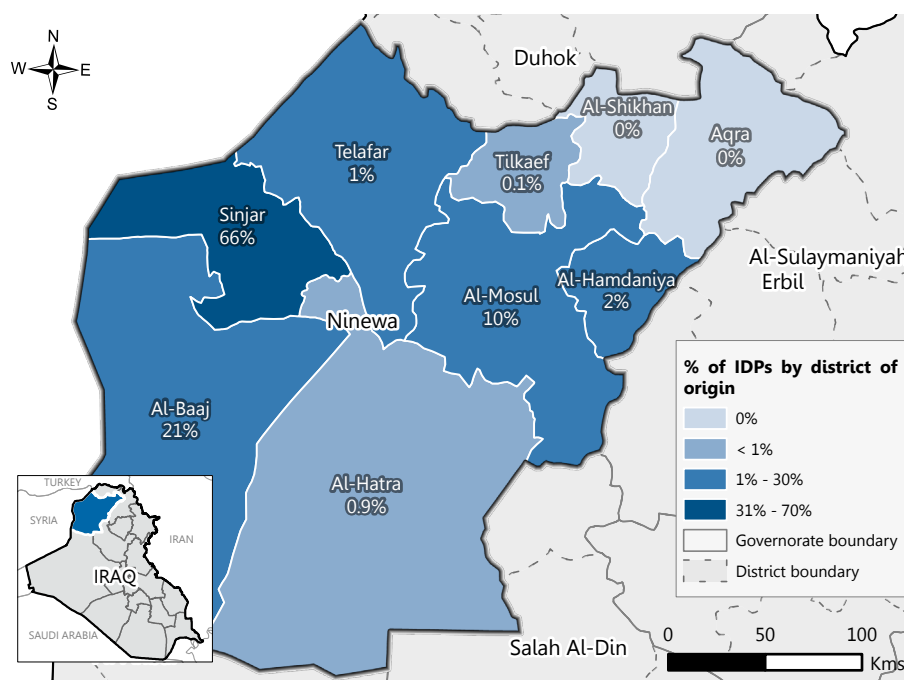
IDP HOUSEHOLDS WISHING TO RETURN ONE DAY



IDP HOUSEHOLDS' PLANS IN CASE OF CAMP CLOSURE



DISTRICTS OF ORIGIN OF IDP HOUSEHOLDS ORIGINATING FROM NINEWA GOVERNORATE



12-MONTH MOVEMENT INTENTIONS BY DISTRICT OF ORIGIN

| | Remain in current location | Return to AoO | Move to another location | Do not know |
|---------------------|----------------------------|---------------|--------------------------|-------------|
| Al-Baaj | 91% | 1% | 0% | 8% |
| Al-Hamdaniya | 65% | 6% | 0% | 29% |
| Al-Mosul | 69% | 6% | 0% | 25% |
| Sinjar | 84% | 2% | 2% | 12% |
| Other ¹⁹ | 78% | 0% | 1% | 21% |
| Governorate level | 84% | 2% | 1% | 13% |

REASONS NOT TO RETURN TO AREA OF ORIGIN

Among IDP households not intending to return to their AoO, the four most commonly reported reasons were:¹⁹

| | Governorate | Al-Baaj | Al-Hamdaniya | Al-Mosul | Sinjar | Other |
|------------------------------------|-------------|---------|--------------|----------|--------|-------|
| House in AoO damaged/destroyed | 42% | 48% | 25% | 14% | 45% | 23% |
| Lack of livelihood/income in AoO | 39% | 46% | 51% | 47% | 36% | 30% |
| Fear/trauma associated with AoO | 39% | 37% | 31% | 29% | 41% | 28% |
| Basic services in AoO insufficient | 38% | 42% | 26% | 10% | 42% | 17% |

NEEDS IN ORDER TO RETURN TO AREA OF ORIGIN

The four most commonly reported needs that would enable IDP households to return to their AoO:¹⁹

| | Governorate | Al-Baaj | Al-Hamdaniya | Al-Mosul | Sinjar | Other |
|--------------------------------------|-------------|---------|--------------|----------|--------|-------|
| Increased safety and security in AoO | 78% | 77% | 70% | 59% | 81% | 23% |
| Basic services available in AoO | 67% | 72% | 43% | 40% | 70% | 30% |
| Reconstruction of homes in AoO | 48% | 52% | 43% | 26% | 50% | 28% |
| Livelihood opportunities in AoO | 43% | 52% | 62% | 52% | 38% | 17% |

PERCEPTIONS OF SAFETY CONDITIONS IN AREA OF ORIGIN

Proportion of IDP households that reported having concerns about safety in their AoO: ¹⁹

| | Have no concerns | Have concerns about safety | Do not know |
|--------------|------------------|----------------------------|-------------|
| Al-Baaj | 7% | 92% | 1% |
| Al-Hamdaniya | 15% | 83% | 2% |
| Al-Mosul | 23% | 69% | 8% |
| Sinjar | 3% | 95% | 2% |
| Other | 23% | 76% | 1% |

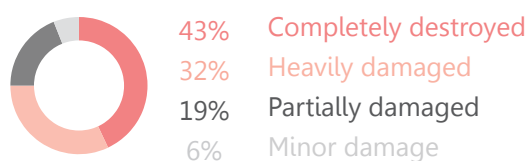
Among IDP households with safety concerns related to their AoO, the three most commonly reported reasons were:*

| | Governorate level | Al-Baaj | Al-Hamdaniya | Al-Mosul | Sinjar | Other |
|---|-------------------|---------|--------------|----------|--------|-------|
| Fear of armed actors | 45% | 50% | 31% | 20% | 49% | 23% |
| Fear of extremist groups | 43% | 39% | 24% | 17% | 49% | 18% |
| Poor infrastructure (buildings and roads) | 34% | 34% | 36% | 26% | 35% | 26% |

¹⁹ Respondents could provide multiple responses. Therefore, results may exceed 100%.

PERCEPTIONS OF SHELTER CONDITIONS IN AREA OF ORIGIN

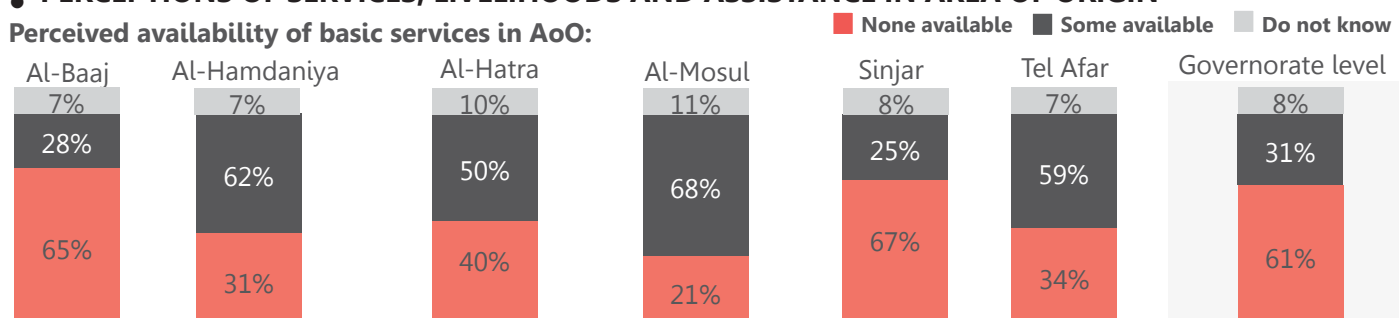
Reported level of damage to shelter in AoO:



Of the 63% of respondents who reported owning housing, land or property that was damaged during the conflict, 43% reported that their house was completely destroyed and 32% heavily damaged. Reported levels of damage to housing were similar across all districts. Much of the destruction was produced during the ISIL conflict and since then many humanitarian efforts have been made to provide shelter for returnees.^{20,21}

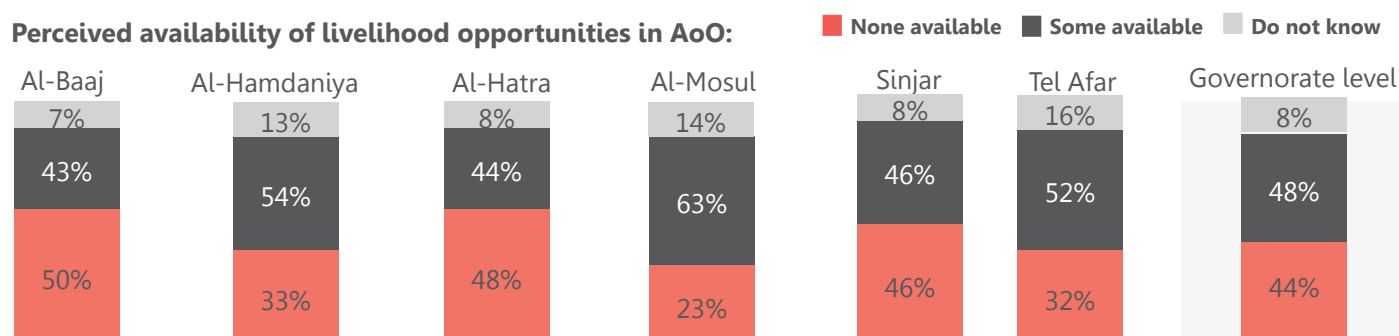
PERCEPTIONS OF SERVICES, LIVELIHOODS AND ASSISTANCE IN AREA OF ORIGIN

Perceived availability of basic services in AoO:



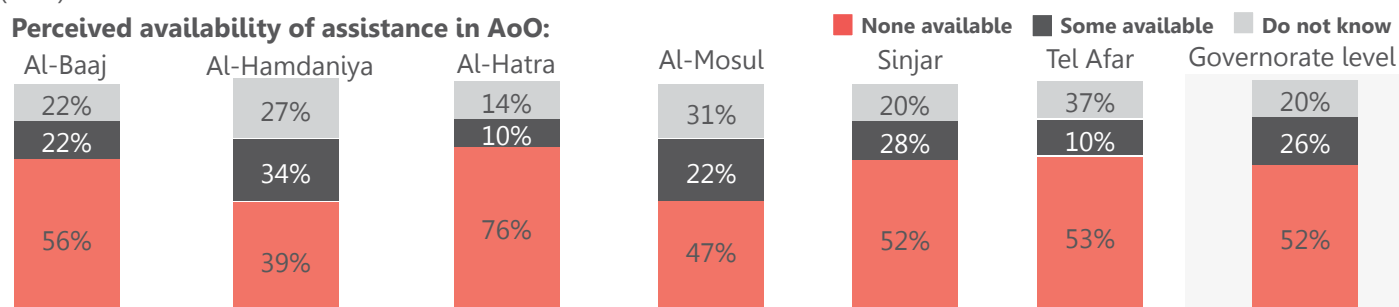
Thirty-one percent (31%) of IDP households from Ninewa governorate reported that some basic services were available in their AoO. Among them, the most frequently reported services were: water (27%), electricity (26%), and healthcare (19%). The basic services less commonly reported to be available were education (17%) and waste disposal services (13%).

Perceived availability of livelihood opportunities in AoO:



Almost half (44%) of IDP households originating from Ninewa reported that they perceived no livelihood opportunities to be available in their AoO. Among those that did report the availability of livelihood opportunities (56%), the most frequently reported employment sectors were: government jobs (34%), agriculture (27%) and vocational jobs (24%). IDP households were most likely to report a lack of livelihood opportunities in the districts of Al-Baaj (50%) and Al-Hatra (48%).

Perceived availability of assistance in AoO:



Most IDP households originating from Ninewa (52%) reported perceiving that no assistance was provided to IDPs returning to their AoO. A small minority of IDP households reported the availability of cash assistance (17%) and food assistance (13%). The district where humanitarian assistance was perceived as most readily available was Sinjar, where 18% reported the availability of cash assistance. The most commonly reported barriers to return were damage to housing in AoO (42%) and a lack of livelihood opportunities (39%).

²⁰ Out of 1027 respondents (90%) who both own housing, land or property and reported it was damaged during conflict.

²¹ United Nations Human Settlements Programme (UN-Habitat). To Improve Urban Recovery and Resilience in Post Conflict Areas in Anbar/Iraq. 28 March 2019.

²² [The Status of Housing Rehabilitation Programs in Iraq in the post-ISIL conflict](#), Shelter cluster and UN-Habitat.

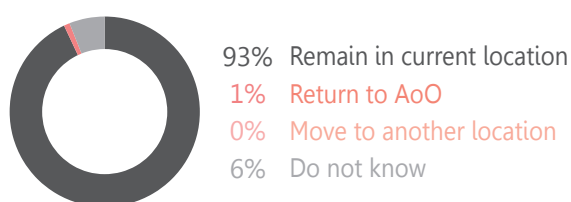
SALAH AL-DIN GOVERNORATE

AREAS OF ORIGIN IDPs IN FORMAL CAMPS

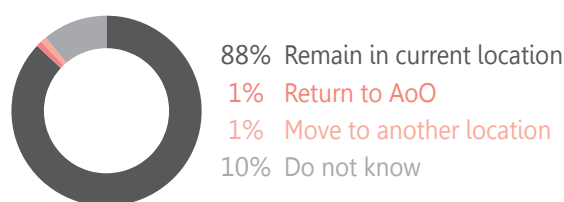
KEY BARRIERS TO RETURN

- **Returns:** only 1% of IDP households reported intending to return to their AoO in the 3 months following data collection, and similarly, 1% reported intending to do so in the 12 months following data collection.
- **Barriers to return:** The most reported barriers to return were lack of livelihood/income generating activities in AoO (43%), lack of security forces (39%), and lack of basic services in the AoO (38%). To enable returns, households reported the need for increasing safety and security in the AoO (63%), improved access to basic services (62%), livelihood/income generating opportunities (40%), and the rehabilitation of their homes (34%).
- **Shelter conditions:** 20% of IDP households reported their shelter was completely destroyed and 18% heavily damaged.
- **Safety in AoO:** 83% of IDP households reported having security concerns, which most commonly were fear of armed or security actors (45%), security incidents involving armed or security actors (29%), and land contaminated with explosive hazards (18%).
- **Basic services and livelihood opportunities available:** 48% of IDP households reported that basic services were not available in their AoO. Additionally, 61% of IDP households reported perceiving a lack of livelihood opportunities in their AoO.

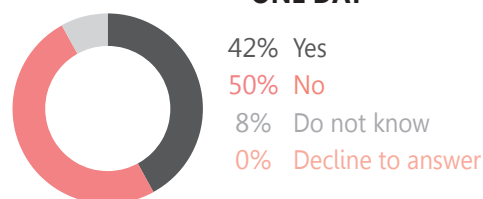
MOVEMENT INTENTIONS DURING THE THREE MONTHS FOLLOWING DATA COLLECTION



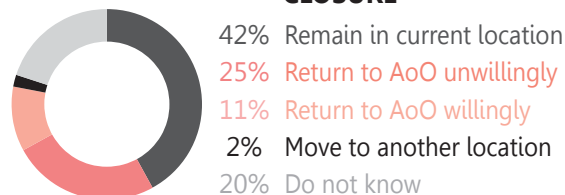
MOVEMENT INTENTIONS DURING THE 12 MONTHS FOLLOWING DATA COLLECTION



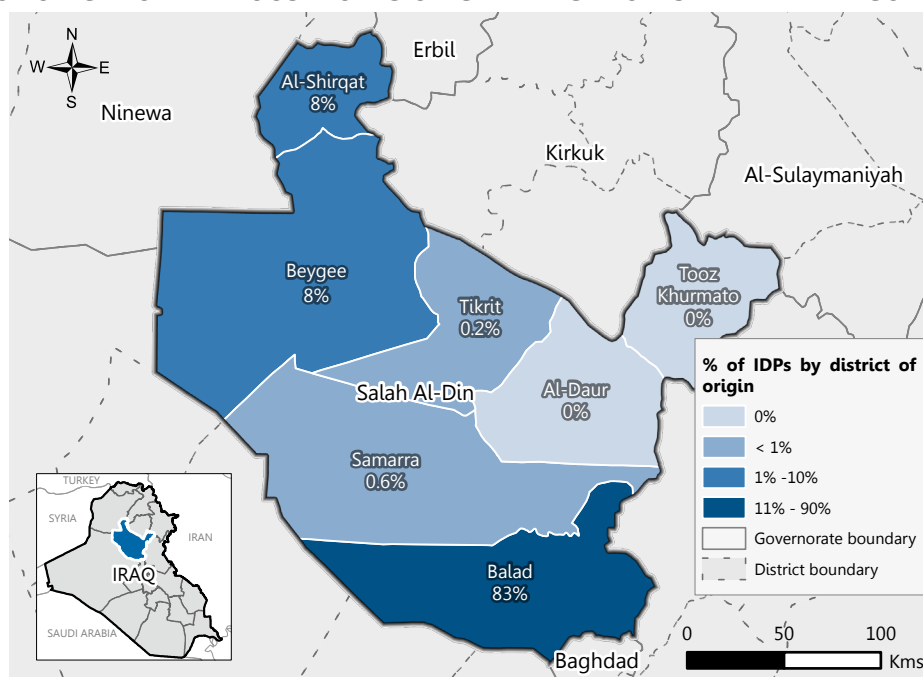
IDP HOUSEHOLDS WISHING TO RETURN TO AoO ONE DAY



IDP HOUSEHOLDS' PLANS IN CASE OF CAMP CLOSURE



DISTRICTS OF ORIGIN OF IDP HOUSEHOLDS ORIGINATING FROM SALAH AL-DIN GOVERNORATE



MOVEMENT INTENTIONS BY DISTRICT OF ORIGIN

Movement intentions of IDP households during the 12 months following data collection:

| | Remain in current location | Return to AoO | Move to another location | Do not know |
|-------------------|----------------------------|---------------|--------------------------|-------------|
| Al-Shirqat | 71% | 0% | 0% | 29% |
| Balad | 90% | 1% | 0% | 9% |
| Beygee | 83% | 0% | 0% | 17% |
| Governorate level | 88% | 1% | 1% | 10% |

REASONS NOT TO RETURN TO AREA OF ORIGIN

Among IDP households not intending to return to their AoO, the four most commonly reported reasons were:²³

| | Governorate | Al-Shirqat | Balad | Beygee |
|--|-------------|------------|-------|--------|
| Lack of livelihood/income generating activities in AoO | 43% | 58% | 42% | 34% |
| Lack of security forces | 39% | 7% | 44% | 15% |
| Basic services in the AoO are not enough/available | 38% | 2% | 44% | 15% |
| No financial means to return and restart | 36% | 41% | 34% | 51% |

NEEDS IN ORDER TO RETURN TO AREA OF ORIGIN

The four most commonly reported needs that would enable IDP households to return to their AoO:²³

| | Governorate | Al-Shirqat | Balad | Beygee |
|---|-------------|------------|-------|--------|
| Increased safety and security in the area of return | 63% | 31% | 66% | 63% |
| Basic services in AoO | 62% | 48% | 66% | 45% |
| Livelihood/income generating opportunities | 40% | 53% | 38% | 42% |
| Rehabilitation/Reconstruction of homes | 34% | 21% | 36% | 29% |

PERCEPTIONS OF SAFETY CONDITIONS IN AREA OF ORIGIN

Proportion of IDP households that reported having concerns about safety in their AoO:²³

| | Have no or little concern | Have concerns about safety | Do not know |
|-------------------|---------------------------|----------------------------|-------------|
| Al-Shirqat | 20% | 80% | 0% |
| Balad | 1% | 83% | 16% |
| Beygee | 17% | 82% | 1% |
| Governorate level | 4% | 83% | 13% |

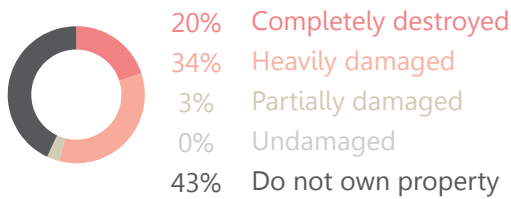
Among IDP households with safety concerns related to their AoO, the three most commonly reported reasons were:²³

| | Governorate | Al-Shirqat | Balad | Beygee |
|---|-------------|------------|-------|--------|
| Fear of armed or security actors | 45% | 8% | 49% | 42% |
| Security incidents involving armed or security actors | 29% | 4% | 33% | 15% |
| Land contaminated with explosive hazards | 18% | 0% | 22% | 0% |

²³ Respondents could provide multiple responses. Therefore, results may exceed 100%.

PERCEPTIONS OF SHELTER CONDITIONS IN AREA OF ORIGIN

Reported level of damage to shelter in AoO:

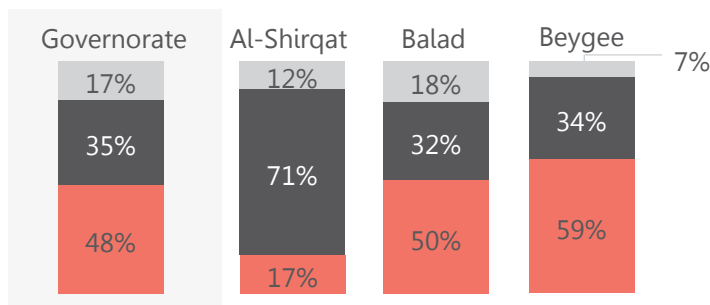


Overall, 34% of IDP households reported their house was heavily damaged and 20% completely destroyed. Reported levels of damage to housing were similar across all districts.

PERCEPTIONS OF SERVICES, LIVELIHOODS AND ASSISTANCE IN AREA OF ORIGIN

Perceived availability of basic services in AoO:

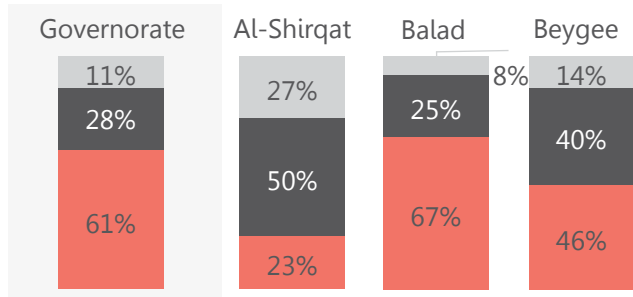
None available (Red), Some available (Dark Grey), Do not know (Light Grey)



Only 35% of IDP households reported that they perceived some basic services to be available in their AoO. The services reported to be available were water (32%), electricity (22%), and education (20%). Households from Beygee reported more often that basic services were not available (59%).

Perceived availability of livelihood opportunities in AoO:

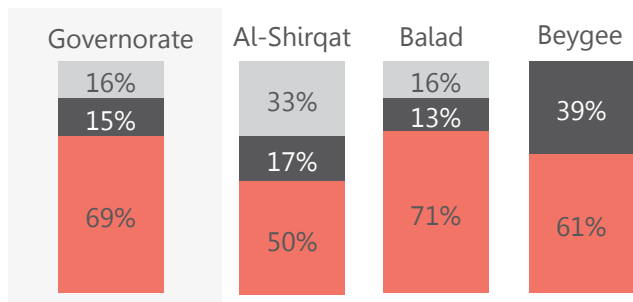
None available (Red), Some available (Dark Grey), Do not know (Light Grey)



At the governorate level, only 28% of IDP households reported that they perceived some livelihood opportunities to be available in their AoO. Among them, the most reported employment sectors were: agriculture (19%), government jobs (7%), and vocational and construction jobs (7% each).²⁴

Perceived availability of assistance in AoO:

None available (Red), Some available (Dark Grey), Do not know (Light Grey)



Overall, only 15% of IDP households reported that they perceived some assistance to be provided for those that return to their AoO. Among them, the most frequently reported types of assistance were: cash assistance (9%) and food assistance (8%).²⁴

²⁴ Respondents could provide multiple responses. Therefore, results may exceed 100%.